

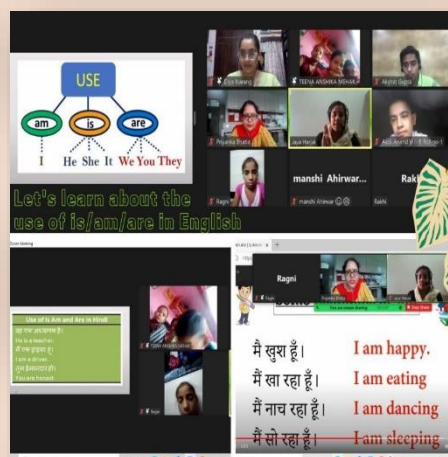
***“Education is the passport to the future, for tomorrow belongs to those who prepare for it today.”***

Continuing our new endeavour of taking virtual sessions with our young learners of Vivekanand Paathshala via zoom. The sessions were also conducted during this month. All the sessions began by invoking the blessings of the almighty through a prayer.

Teachers of JKPS along with a few Jaspalians took online sessions of the students of Vivekananda Paathshala teaching them the use of the **basic grammar rules of is, am and are.**



Aadi Anand from class VIII, Diya Narang and Akshat Gupta of class XII together with their teachers Ms. Jaya Harjai and Mrs. Priyanka Bhatia, took turns and explained the slides made on the basic concepts followed by YouTube videos to give a better clarity of concepts.

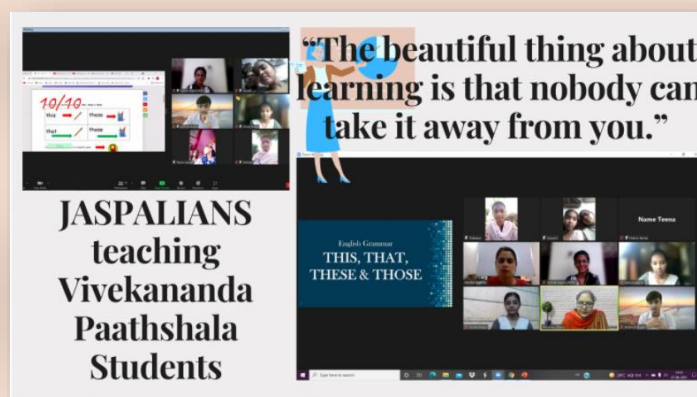


The session ended with a live worksheet and the students were very excited to give answers. Not only this they had the perfect score which motivated them.

Our young learners were also praised and applauded for their excellent performance which made them extremely happy and they felt motivated to learn even more in upcoming sessions.

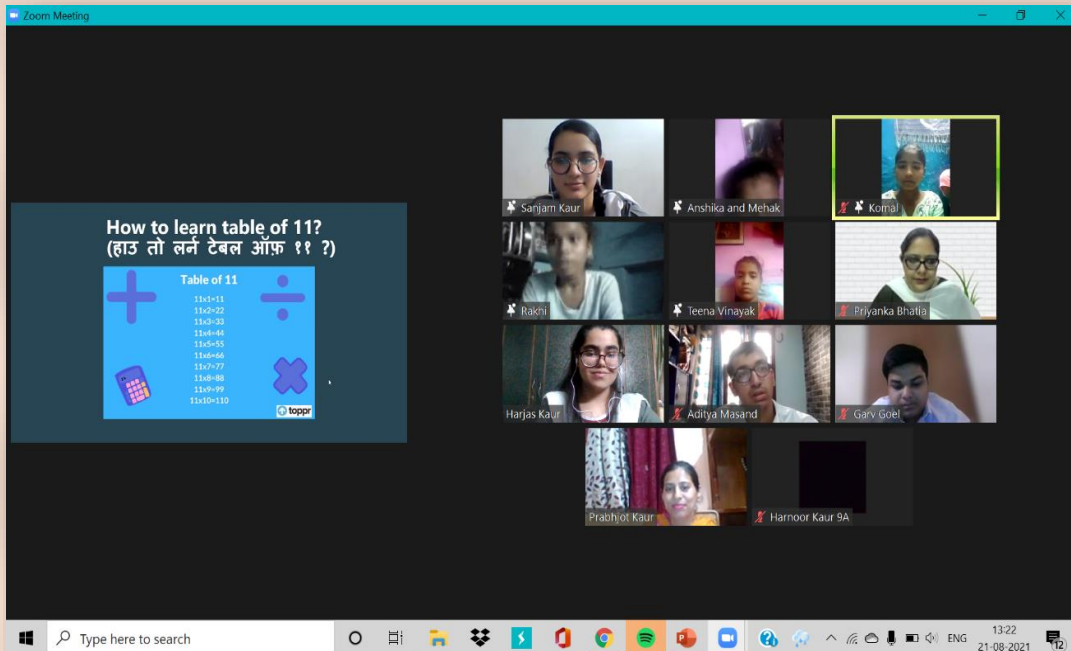


In continuation to our series of grammar lessons, the teacher Ms. Mansi Bhatia of JKPS along with a few Jaspalians organised a virtual session for the students of Vivekananda Paathshala focussing on the **Basic Grammar Rule-This, That, These and Those**. The students enjoyed the online session to a great extent as they got to learn many things.





Subsequently the next session was conducted by Ms. Prabhjot Kaur on mathematics tricks to make maths fun and easy.



In this session the focus was more on helping children with their basic difficulties in Mathematics and also teaching them some fun and easy methods of faster calculations including **tricks based on addition, subtraction, multiplication and division.**



# How to learn tab (हाउ तो लर्न टेबल)

## Table of 9

9 X 1 = 9	9 X 8 = 72
9 X 2 = 18	9 X 9 = 81
9 X 3 = 27	9 X 10 = 90
9 X 4 = 36	
9 X 5 = 45	

The children were made comfortable by asking about their interests and hobbies. This helped them to open up and ask their doubts. The session was **really fruitful, interactive and informative.** We are looking forward to conduct many more sessions like this.







Independence Day is celebrated on August 15 every year in India to commemorate the country's freedom from the British domain. We celebrated our 75<sup>th</sup> Independence Day virtually with great zeal and patriotic fervour. The children **learnt about the reason behind the celebration of Independence Day.**

They were also shown some interesting **and informative stories on Independence Day** which brought a smile on their faces. They were also taken on a virtual tour to Delhi where they explored seven spellbinding famous monuments of Delhi with splendid architecture.



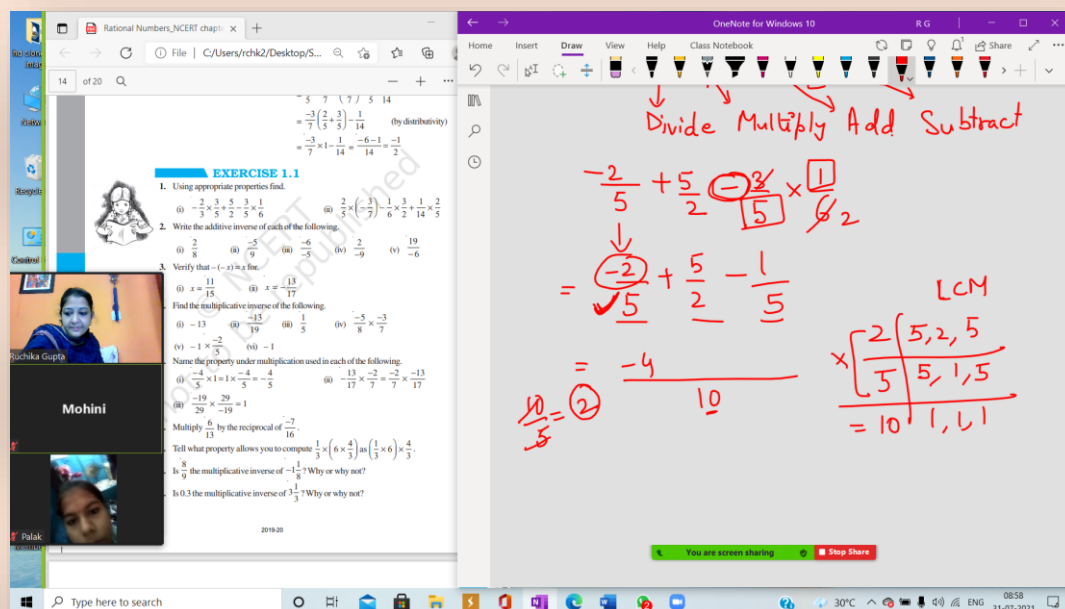
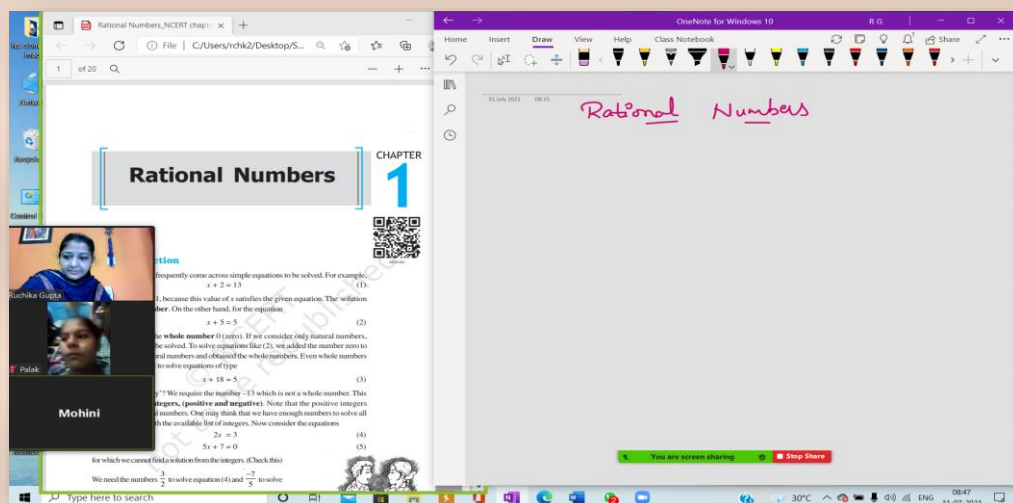
The students participated and sang a song, shared some interesting facts and spoke a few lines on Independence Day. The programme culminated with a medley of mellifluous patriotic songs to pay tribute to the motherland and uphold the values of our great leaders. In addition to the celebration of Independence Day, **slogans by our freedom fighters** were shared with our students via YouTube.




In addition to the above activities, we are **regularly sharing interactive live worksheets** with our students to keep their **interest intact** and make them strong in their concepts.



Our teachers are also taking one-on-one doubts sessions on the Zoom platform. This step has been taken to make students academically strong and confident.



Additionally, we are also enriching the art and craft skills of our students with the help of our art teacher's personalised videos. **Videos on making flower vases using old plastic bottles, making paper bags by newspaper and making shagun envelopes** were shared with students.







Students were also given an opportunity by **Goonj, - A voice, an effort** to participate in '**KALAKRITI**' and showcase their creativity. We only stood as a channel of sharing this opportunity with students.



We also shared **small video on good habits and manners** also with the students to help them for their all-round development.



Students of Vivekananda Paathshala **drew pictures related to Janamashtami**, and celebrated the **Birthday of Lord Krishna with a great zeal.**

