



**I
S
A**

INTERNATIONAL SCHOOLS' AWARDS 2018-19 TO 2021-22



INTERNATIONAL COLLABORATIVE PROJECTS



1

Jaspal Kaur Public School, Delhi



WHAT'S IN YOUR



LUNCHBOX



MESSAGES SENT TO DIFFERENT SCHOOLS IN UK AND NEPAL FOR THE COLLABORATIVE PROJECTS ON THE SITE - SCHOOLSONLINE

The screenshot displays the SchoolsOnline web application. At the top, the British Council logo is on the left, and navigation links for 'My account', 'Log out', 'Calendar', and 'Messages (3 new)' are on the right. A search bar and a 'Global' region selector are also present. The main header 'SchoolsOnline' is prominently displayed. Below it, a navigation bar includes links like 'What is international education?', 'Classroom Resources For Teachers', 'Partner with a school', 'Develop your skills', and 'About our programmes'. A secondary navigation bar shows tabs for 'Inbox', 'Sent Messages', 'All messages', and 'Read message'. On the left, a sidebar menu for 'jkpsisa' lists various features: Dashboard, Messages (3 new), Partner Schools, Applications, Calendar, Forum, Project Spaces, Connecting Classrooms Partner Search, and Easy Step Guides. The main content area is titled 'ISA Collaboration Invitation' and shows a message 'Between you and Lhydydded' dated 'May 17'. The message body contains an invitation from Mamta Beri, a primary teacher at Jaspal Kaur Public School, New Delhi, India, to participate in the British Council International School Award (ISA) program. The invitation details the program's goals, the exchange topic ('What's in your lunchbox?'), and the classes and students involved. It concludes with a request for a healthy and positive response.

My account | Log out | Calendar | Messages (3 new)

Global

Change region

SchoolsOnline

What is international education? | Classroom Resources For Teachers | Partner with a school | Develop your skills | About our programmes

Inbox | Sent Messages | All messages | Read message

jkpsisa
Edit

- Dashboard
- Messages (3 new)
- Partner Schools
- Applications
- Calendar
- Forum
- Project Spaces
- Connecting Classrooms Partner Search
- Easy Step Guides

ISA Collaboration Invitation

Between you and Lhydydded

You May 17

Hi,

I am Mamta Beri, a primary teacher at Jaspal Kaur Public School, Shalimar Bagh, New Delhi, India.

I would like to have an informative, educative and interactive exchange program with you as part of an ISA activity i.e. The British Council International School Award. It is a benchmarking scheme that accredits schools as having an outstanding level of support for nurturing global citizenship in young people. It is an exchange program which opens a window to other countries and cultures giving teachers and students a new outlook towards the world.

The topic for our exchange will be "What's in your lunchbox?"

Classes involved- Class III

Age of students- 7-8 years

Duration of activity- 2-3 weeks

Month for activity execution- September 2018 (tentative)

Your students will be learning Indian recipes while our students can learn the recipes of your country. This will also motivate the students to adopt healthy eating habits at a young age and the students of both the schools will gain knowledge about each other's luscious and nutritious delicacies and the recipes. Looking forward to a healthy and positive response from your end. Thank you.

With Regards,

Mamta Beri

Delete | Flag as inappropriate

You have been sent a request by jkpsisa for your school (bindhyabasini secondary school) to become a partner school with JASPAL KAUR PUBLIC SCHOOL. This invitation will be valid for 1 week. To find out more information about partner schools and project spaces [click here](#)

Accept

Reject

POSITIVE RESPONSE RECEIVED FROM MR. ANDREW, A TEACHER IN LLYWYDCOED SCHOOL IN WALES,USA

Hi Mamta,

We would enjoy taking part in this activity with you in September.
It will also be our Class 3 that takes part in the activity.

Regards,

Andrew Wilkinson

The screenshot displays the British Council SchoolsOnline web application. At the top, the header includes the British Council logo, the 'SchoolsOnline' title, and navigation links for 'My account', 'Log out', 'Calendar', and 'Messages (3 new)'. A search bar is also present. Below the header, a navigation menu lists various resources: 'What is international education?', 'Classroom Resources For Teachers', 'Partner with a school', 'Develop your skills', and 'About our programmes'. The main content area shows an email interface with tabs for 'Inbox', 'Sent Messages', 'All messages', and 'Read message:'. The email is from 'Jkpsiaa' and is addressed to 'Mamta'. The email body contains a message from Mr. Andrew, thanking Mamta for accepting a proposal for an activity. The activity is described as an 'ISA Action Plan' where students will exchange information about food items and prepare a recipe book. The email concludes with 'Thank you.' and 'With Regards, Mamta Beri'.

My account Log out | Calendar Messages (3 new)

BRITISH COUNCIL

SchoolsOnline

What is international education? Classroom Resources For Teachers Partner with a school Develop your skills About our programmes

Inbox Sent Messages All messages Read message

Jkpsiaa Edit

- Dashboard
- Messages (3 new)
- Partner Schools
- Applications
- Calendar
- Forum
- Project Spaces
- Connecting Classrooms
- Partner Search
- Easy Step Guides

Dear Mr Andrew,

Thank you for accepting our proposal. We have designed the following action plan for the activity "What's in your lunchbox". Please let us know if the plan is suitable for you. Any suggestions/alterations from your side are welcome.

ISA Action Plan(brief description):

The students will exchange information about the sources, components and nutrients of the food items carried in their lunch box with their partner school through Powerpoint Presentation. Healthy breakfast recipes of partner school shall be learnt. Children shall prepare a recipe book and carry the newly learnt recipes for 5 days in their lunch box during a programme titled "Nutrition Week." The nutritive food items of both countries shall be prepared by students and food stalls for the same shall be put up along with charts on "Healthy Food." A "Healthy Food "Quiz shall also be held and exchanged with the partner school.

Thank you.


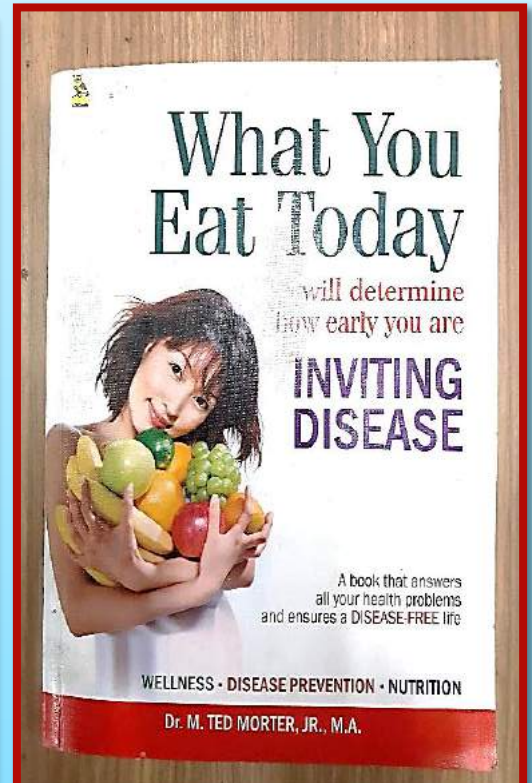
With Regards,

Mamta Beri

PPT MAKING AND PRESENTATION

INFORMATION COLLECTION

TEACHERS COLLECTING INFORMATION ON
HEALTH AND NUTRITION FOR THE PPT IN
THE SCHOOL LIBRARY



BRIEFING CHILDREN ON HEALTH AND NUTRITION IN RESPECTIVE CLASSROOMS



Making the
students
understand and
appreciate the
importance of
healthy food

Discussion on food brought by the students of classes II and III in their lunchboxes and collecting information for PPT Making

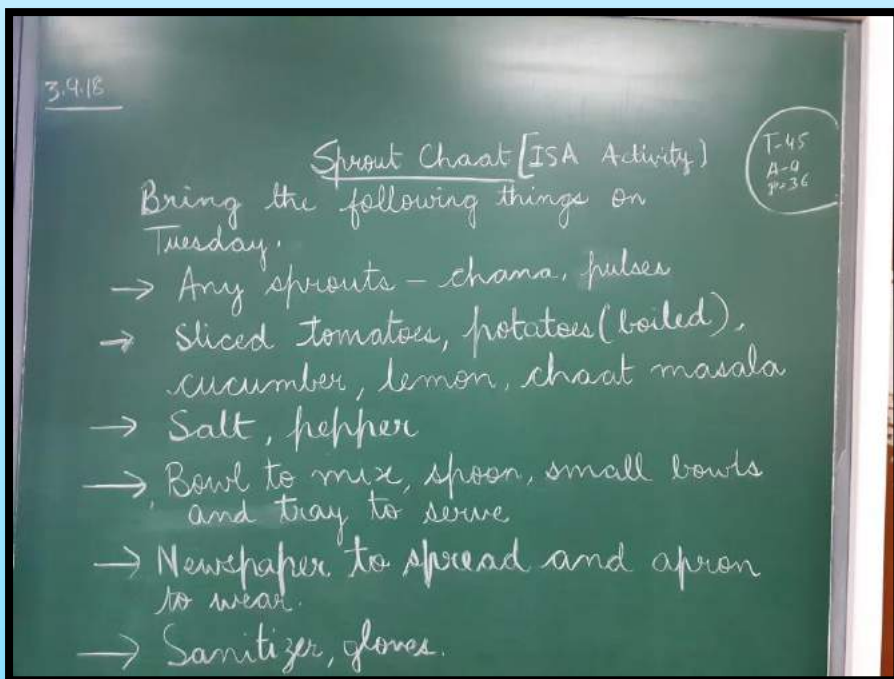


COOKING ACTIVITIES


TEACHING HEALTHY INDIAN RECIPES TO THE STUDENTS TO
BE SENT TO THE PARTNER SCHOOL

1. SPROUT CHAAT

PREPARATION OF NUTRIENT RICH
INDIAN RECIPES IN SCHOOL

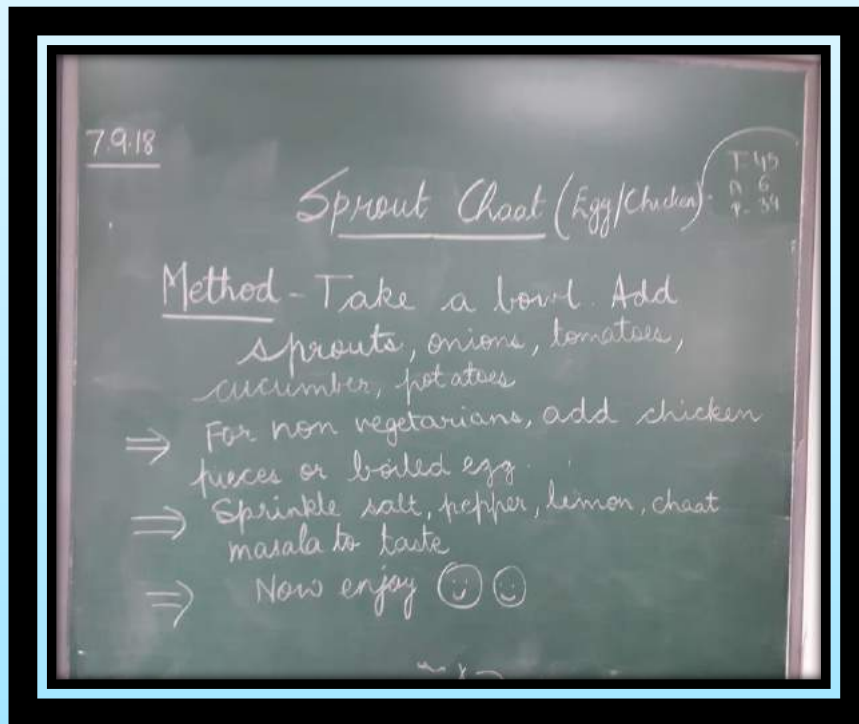


DIARY NOTE GIVEN TO STUDENTS FOR BRINGING
NECESSARY INGREDIENTS FOR PREPARING THE DISH



SPROUT CHAAT MAKING BY CLASS II

STUDENTS FOLLOWING THE INSTRUCTIONS GIVEN BY THE TEACHER ON THE GREEN BOARD



TEACHERS HELPING THE
STUDENTS IN THE
PREPARATION OF SPROUT
CHAAT



CHILDREN PREPARING THE DISH- SPROUT CHAAT



ACTIVITY GOING ON IN DIFFERENT CLASSES



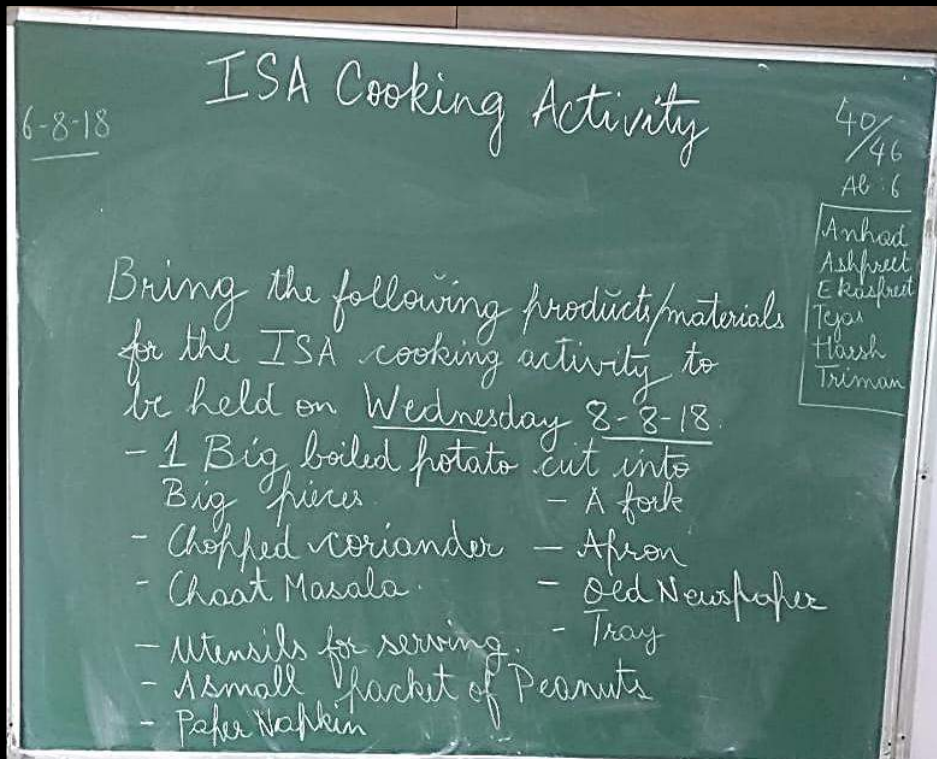
**SPROUTS CONTAIN NUTRIENTS LIKE PROTEINS,
VITAMINS, MINERALS AND FIBRES.**

STUDENTS ARE READY WITH SPROUT CHAAT

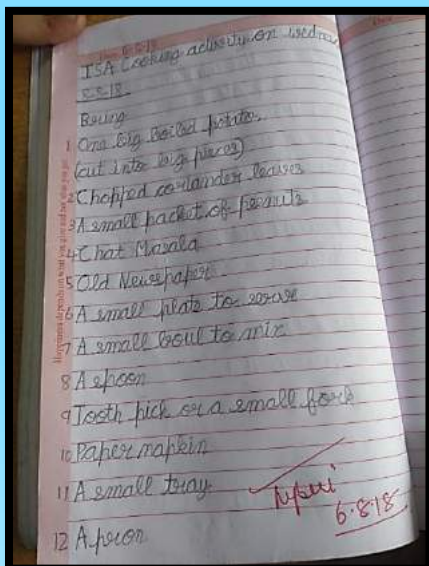


2. POTATO CHAAT

PREPARATION OF POTATO CHAAT BY THE STUDENTS OF CLASS- II



Diary note given to the students



STUDENTS MAKING POTATO CHAAT USING INGREDIENTS LIKE PEANUTS, POTATOES, CHAAT MASALA AND CORIANDER LEAVES.



THE DELICIOUS DELICACY WAS PREPARED BY STUDENTS



TANISH'S HAPPINESS
KNEW NO
BOUNDS AFTER
PREPARING THE DISH



GURANSH WAS HAPPY
TO SHARE HIS
PREPARATION WITH THE
CLASS TEACHER

EXCITED CHILDREN READY TO SERVE



REYANSH, AANYA, AARAV AND ANJAN OFFERING THEIR
CHAAT TO THE HEAD MISTRESS



PPT MAKING

TEACHERS EXPLAINING THE TOPICS TO STUDENT COORDINATORS



EXPLAINING THEM ABOUT THE DIFFERENT KIND OF NUTRIENTS

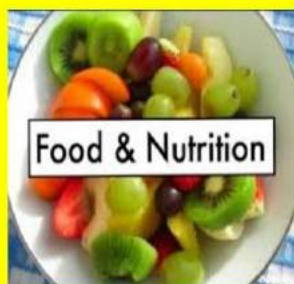
STUDENTS AND TEACHERS WORKING ON COMPUTERS IN THE RESOURCE CENTRE



**TEACHERS
GUIDING
STUDENTS IN
MAKING PPT**

SLIDES OF PPT MADE BY STUDENTS ON HEALTH AND NUTRITION

FOOD AND NUTRITION




LUNCH BREAK!

children brought vegetables with chappati
(Indian bread)



THE CARBOHYDRATES OF CHAPPATI PROVIDED ENERGY WHILE THE GREEN VEGETABLES AND SOYABEAN PROVIDED NECESSARY VITAMINS AND PROTEINS TO THE CHILD



PREHAND INSTRUCTIONS!



- CARBOHYDRATES
- FATS
- PROTEINS
- VITAMINS AND MINERALS
- WATER

DIFFERENT NUTRIENTS OBTAINED FROM FOOD

LET'S HAVE A LOOK AT THESE COMPONENTS AND THEIR SOURCES

COMPONENTS, RESOURCES AND NUTRIENTS IN DIFFERENT FOOD ITEMS

DIFFERENT NUTRIENTS IN FOOD

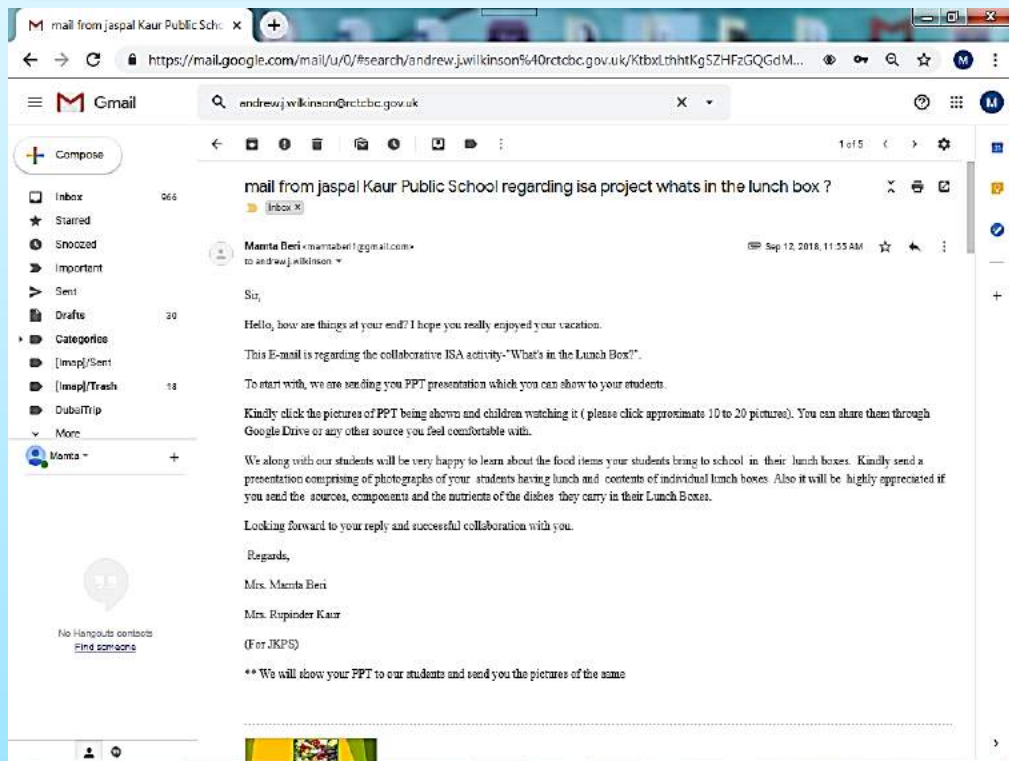
- Carbohydrates
- Proteins
- Vitamins and Minerals
- Fats
- Water



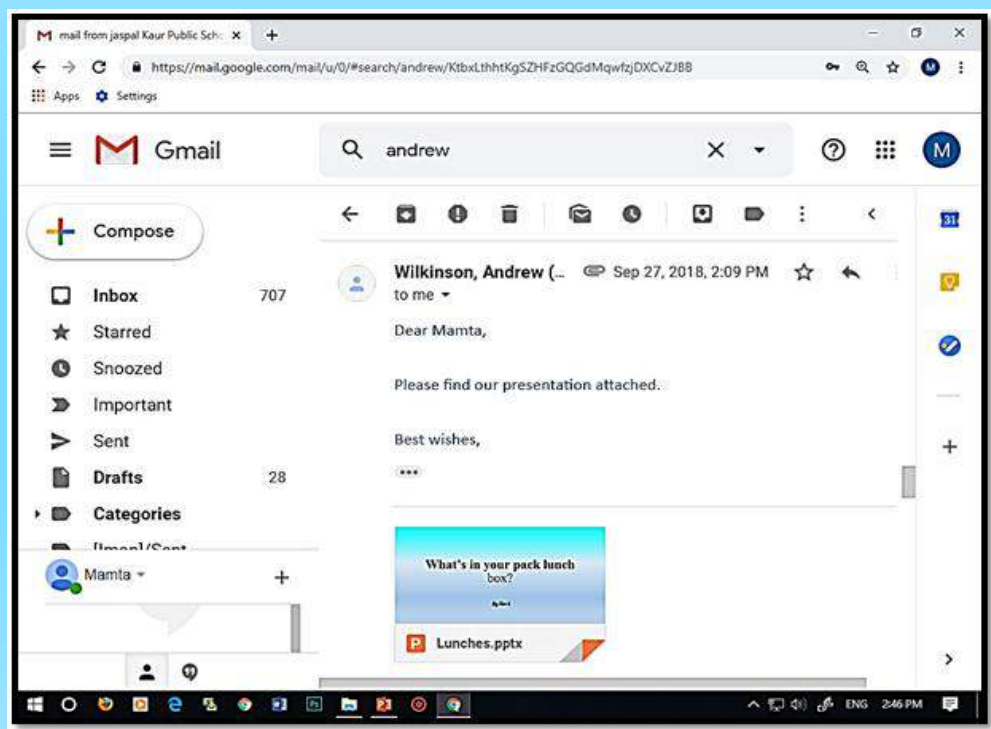
POTATO CHAAT MAKING



THE POWERPOINT PRESENTATION WAS SENT TO THE PARTNER SCHOOL THROUGH EMAIL



POWERPOINT PRESENTATION RECEIVED FROM THE PARTNER SCHOOL



STUDENTS WATCHING THE PPT RECEIVED FROM THE PARTNER SCHOOL



CLASSROOM DISCUSSIONS
BY THE STUDENTS BASED
ON THE PPT PREPARED ON
HEALTH AND NUTRITION



DISCUSSION GOING ON IN CLASS III



SLIDES OF PPT RECEIVED FROM THE PARTNER SCHOOL- LLYWYDCOED SCHOOL IN WALES, UK

What's in your pack lunch box?

By Class 3

We have been learning about different food
groups that were in our packed lunch...

- Fats and sugars
- Protein
- Dairy
- Carbohydrates
- Fruit and Vegetables



What is in our lunch boxes?



- Carrots
- Cheese
- Peaches
- Mixed Vegetables
- Lasagne

Some things in our lunch were not
all healthy...



- Crisps
- Chocolate
- Cake
- Chocolate sandwiches
- Jelly
- Pepporami



Circular given to the parents

Jaspal Kaur Public School

Shalimar Bagh, Delhi-110088

October 11, 2018

British Council-ISA Activity

Dear Parent,

This is to inform you that your ward is participating in **British Council-ISA Cooking Activity** in the School on **October 13, 2018 (Saturday) from 7.30 to 10.00 a.m.** Please send your ward in the complete school uniform along with I Card and light tiffin.

Kindly drop and pick up your ward as per schedule given above.

Please fill up the consent slip appended below.

Coordinators:

Mrs. Mamta Beri (PRT) : 9811544108

Mrs. Rupinder Kaur (PRT) 9999837036


Principal

Consent Slip

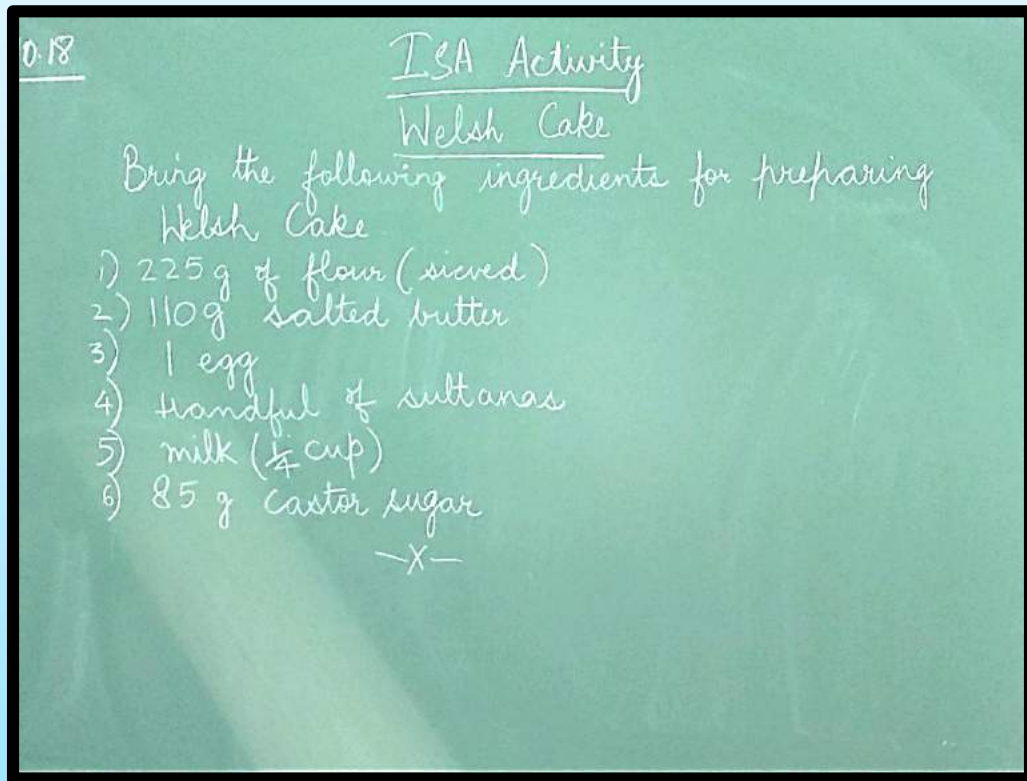
I, parent of _____ class _____ Section _____ give my consent for participating in British Council-ISA Cooking Activity in the School on **October 13, 2018 (Saturday) from 7.30 to 10.00 a.m.**

Name _____

Signature _____

Phone No. _____

READY TO PREPARE WELSH CAKE



STUDENTS EXCITED TO PREPARE WELSH CAKE OF THE UK



INGREDIENTS USED TO PREPARE WELSH CAKE



Ingredients

- 225g/8oz [self-raising flour](#), sieved
- 110g/4oz salted [butter](#)
- 1 free-range [egg](#)
- handful of sultanas
- [milk](#), if needed
- 85g/3oz [caster sugar](#)
- extra [butter](#), for greasing

THE COOKING STARTS!!!



ENJOYING THE COOKING PROCESS



THE DISH IS ALMOST READY



2. ONION WELSH CAKE

PREPARATION OF SECOND AND
THIRD DISH- ONION WELSH
CAKE AND BARA BRITH CAKE

Circular given to the parents

Jaspal Kaur Public School
Shalimar Bagh, Delhi-110088

November 1, 2018

British Council-ISA Activity

Dear Parent,

This is to inform you that your ward is participating in **British Council-ISA Cooking Activity** in the School on **November 03, 2018 (Saturday)** from **12.00 noon to 1.30 p.m.** Please send your ward in the complete school uniform along with I Card and light tiffin.

Kindly drop and pick up your ward as per schedule given above.

Please fill up the consent slip appended below.

Coordinators:

Mrs. Mamta Beri (PRT) : 9811544108

Mrs. Rupinder Kaur (PRT) 9999837036



Principal

Consent Slip

I, parent of _____ class _____ Section _____ give my consent for participating in British Council-ISA Cooking Activity in the School on **November 03, 2018 (Saturday)** from **12.00 noon to 1.30 p.m.**

Name _____

Signature _____

Phone No. _____

PREPARATION OF ONION WELSH CAKE



TEACHERS AND STUDENTS AT THEIR BEST!!



3. BARA BRITH CAKE

PREPARATION OF THIRD DISH- BARA BRITH CAKE



PREPARING AND APPRECIATING TASTE AND VARIETY
OF THE CUISINE OF THE PARTNER COUNTRY





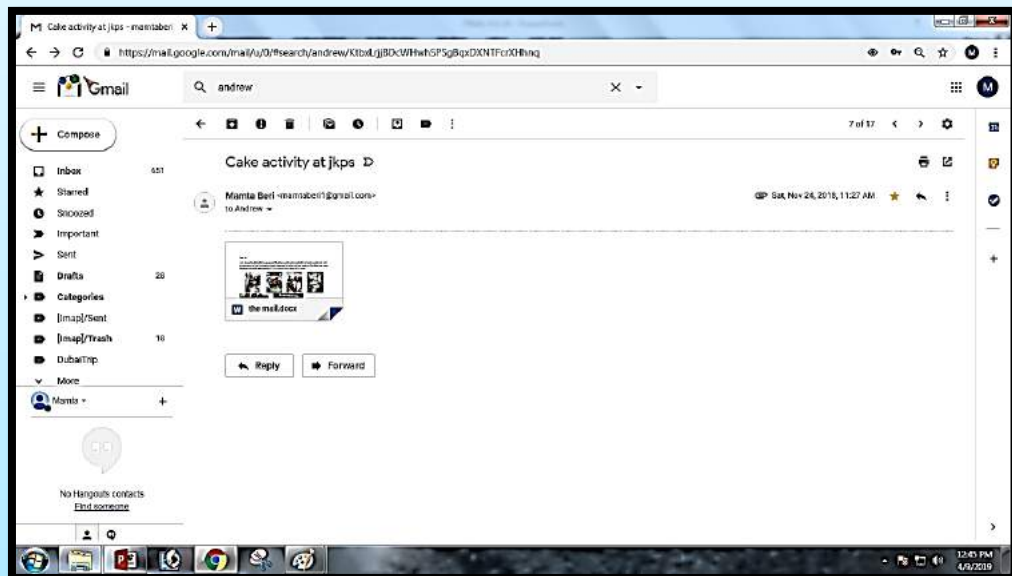
**BOTH DISHES READY TO BE
SERVED**

**TASTING THE FINAL
PRODUCT!**



**THE PRINCIPAL AND THE
HEADMISTRESS APPRECIATING
THE TASTE AND VARIETY OF
DISHES OF THE OTHER COUNTRY**

EMAIL SENT ON WELSH DISHES PREPARED BY OUR STUDENTS TO THE PARTNER SCHOOL



Dear Sir,

I am pleased to inform that we prepared the dishes welsh cakes, barabrith, and onion welsh cake sent by your good self. We thoroughly enjoyed preparing the dishes with our students. The dishes were very delicious and highly appreciated by all. Sending you few pictures of the same.




We would really appreciate if you could send your feedback on the Indian dishes sent to you through the last mail.

Hope to hear from you soon

Regards

Mamta Beri and Rupinder Kaur

SCANNED COPIES OF RECIPE FILES



NUTRITION WEEK

Lunchboxes brought by the students during the Nutrition Week

Potato Peanut Chaat



Sprout Chaat



NUTRITION WEEK

Children also brought food of their own choice



Indian curry with tortilla



Rajma Rice



Aloo Gobhi with tortilla



Aloo Puri

FOOD STALLS

CUISINE CORNER: READY TO WELCOME GUESTS AND PARENTS



CHARTS ON HEALTHY FOOD WERE DISPLAYED DURING THE ACTIVITY



STUDENTS GETTING THE DISHES READY FOR PARENTS AND GUESTS



LEARNING THROUGH THIS FUNFILLED METHOD



READY TO SERVE



PARENTS TASTING THE PLETHORA OF DELICACIES





PARENT APPRECIATION THROUGH FEEDBACK FORMS



CLASS II STUDENTS ATTEMPTING THE QUIZ



CLASS II STUDENTS OF DIFFERENT SECTIONS EXCELLING IN THE QUIZ

JASPAL KAUR PUBLIC SCHOOL
QUIZ ON HEALTHY FOOD
ISA ACTIVITY (CLASSES 2 AND 3)

Name ANAR GILL Class II-A

Tick the correct answers:

- Which one of these is a healthy food?
 - a) Pasta
 - b) Burger
 - c) Noodles
 - d) Fruits
- How many glasses of water should we drink everyday?
 - a) 1-2
 - b) 20-30
 - c) 7-8
 - d) None
- Which nutrients does milk provide?
 - a) Calcium
 - b) Iron
 - c) Protein
 - d) All of these
- Proteins are found in-
 - a) Boiled Potato
 - b) Pulses
 - c) Fruits
 - d) Rice
- Roughage is important in our diet-
 - a) True
 - b) False
- Eating a lot of fats is good for our health-
 - a) True
 - b) False
- Lack of vitamin D causes-
 - a) Rickets
 - b) Osteoporosis
 - c) Anaemia
 - d) Both a) and b)
- Lemon provides us vitamin-
 - a) A
 - b) B
 - c) C
 - d) D
- What is malnutrition-
 - a) Getting a lot of nutritious food
 - b) Not getting necessary nutrients from food
 - c) Drinking a lot of water
 - d) None of the above
- What is a balanced diet-
 - a) A diet which contains all the necessary nutrients along with water
 - b) It is a disease caused by lack of vitamin
 - c) A diet which contains all the necessary nutrient
 - d) None of the above

Handwritten note: 12/12/18

JASPAL KAUR PUBLIC SCHOOL
QUIZ ON HEALTHY FOOD
ISA ACTIVITY (CLASSES 2 AND 3)

Name SHARDELL Class II-B

Tick the correct answers:

- Which one of these is a healthy food?
 - a) Pasta
 - b) Burger
 - c) Noodles
 - d) Fruits
- How many glasses of water should we drink everyday?
 - a) 1-2
 - b) 20-30
 - c) 7-8
 - d) None
- Which nutrients does milk provide-
 - a) Calcium
 - b) Iron
 - c) Protein
 - d) All of these
- Proteins are found in-
 - a) Boiled Potato
 - b) Pulses
 - c) Fruits
 - d) Rice
- Roughage is important in our diet-
 - a) True
 - b) False
- Eating a lot of fats is good for our health-
 - a) True
 - b) False
- Lack of vitamin D causes-
 - a) Rickets
 - b) Osteoporosis
 - c) Anaemia
 - d) Both a) and b)
- Lemon provides us vitamin-
 - a) A
 - b) B
 - c) C
 - d) D
- What is malnutrition-
 - a) Getting a lot of nutritious food
 - b) Not getting necessary nutrients from food
 - c) Drinking a lot of water
 - d) None of the above
- What is a balanced diet-
 - a) A diet which contains all the necessary nutrients along with water
 - b) It is a disease caused by lack of vitamin
 - c) A diet which contains all the necessary nutrient
 - d) None of the above

Handwritten note: 12/12/18

JASPAL KAUR PUBLIC SCHOOL
QUIZ ON HEALTHY FOOD
ISA ACTIVITY (CLASSES 2 AND 3)

Name JAIN Class II-D

Tick the correct answers:

- Which one of these is a healthy food?
 - a) Pasta
 - b) Burger
 - c) Noodles
 - d) Fruits
- How many glasses of water should we drink everyday?
 - a) 1-2
 - b) 20-30
 - c) 7-8
 - d) None
- Which nutrients does milk provide-
 - a) Calcium
 - b) Iron
 - c) Protein
 - d) All of these
- Proteins are found in-
 - a) Boiled Potato
 - b) Pulses
 - c) Fruits
 - d) Rice
- Roughage is important in our diet-
 - a) True
 - b) False
- Eating a lot of fats is good for our health-
 - a) True
 - b) False
- Lack of vitamin D causes-
 - a) Rickets
 - b) Osteoporosis
 - c) Anaemia
 - d) Both a) and b)
- Lemon provides us vitamin-
 - a) A
 - b) B
 - c) C
 - d) D
- What is malnutrition-
 - a) Getting a lot of nutritious food
 - b) Not getting necessary nutrients from food
 - c) Drinking a lot of water
 - d) None of the above
- What is a balanced diet-
 - a) A diet which contains all the necessary nutrients along with water
 - b) It is a disease caused by lack of vitamin
 - c) A diet which contains all the necessary nutrient
 - d) None of the above

Handwritten note: 28/12/18

JASPAL KAUR PUBLIC SCHOOL
QUIZ ON HEALTHY FOOD
ISA ACTIVITY (CLASSES 2 AND 3)

Name ASMI KHANNA Class II-C

Tick the correct answers:

- Which one of these is a healthy food?
 - a) Pasta
 - b) Burger
 - c) Noodles
 - d) Fruits
- How many glasses of water should we drink everyday?
 - a) 1-2
 - b) 20-30
 - c) 7-8
 - d) None
- Which nutrients does milk provide-
 - a) Calcium
 - b) Iron
 - c) Protein
 - d) All of these
- Proteins are found in-
 - a) Boiled Potato
 - b) Pulses
 - c) Fruits
 - d) Rice
- Roughage is important in our diet-
 - a) True
 - b) False
- Eating a lot of fats is good for our health-
 - a) True
 - b) False
- Lack of vitamin D causes-
 - a) Rickets
 - b) Osteoporosis
 - c) Anaemia
 - d) Both a) and b)
- Lemon provides us vitamin-
 - a) A
 - b) B
 - c) C
 - d) D
- What is malnutrition-
 - a) Getting a lot of nutritious food
 - b) Not getting necessary nutrients from food
 - c) Drinking a lot of water
 - d) None of the above
- What is a balanced diet-
 - a) A diet which contains all the necessary nutrients along with water
 - b) It is a disease caused by lack of vitamin
 - c) A diet which contains all the necessary nutrient
 - d) None of the above

Handwritten note: 28/12/18

CLASS III STUDENTS OF DIFFERENT SECTIONS EXCELLING IN THE QUIZ

JASPAL KOUR PUBLIC SCHOOL
QUIZ ON HEALTHY FOOD
ISA ACTIVITY (CLASSES 2 AND 3)

Name: Tejinder Class: III - D

Tick the correct answers:

- Which one of these is a healthy food?
 - a) Pasta
 - b) Burger
 - c) Noodles
 - d) Fruits ✓
- How many glasses of water should we drink everyday?
 - a) 1-2
 - b) 20-30
 - c) 7-8 ✓
 - d) None
- Which nutrients does milk provide?
 - a) Calcium ✓
 - b) Iron
 - c) Protein
 - d) All of these
- Proteins are found in:
 - a) Boiled Potato
 - b) Pulses ✓
 - c) Fruits
 - d) Rice
- Brothage is important in our diet.
 - a) True ✓
 - b) False
- Eating a lot of fats is good for our health.
 - a) True
 - b) False ✓
- Lack of vitamin D causes:
 - a) Rickets
 - b) Osteoporosis ✓
 - c) Anaemia
 - d) Both a) and b)
- Lemon provides us vitamin:
 - a) A
 - b) B
 - c) C ✓
 - d) D
- What is malnutrition?
 - a) Getting a lot of nutritious food
 - b) Not getting necessary nutrients from food ✓
 - c) Drinking a lot of water
 - d) None of the above
- What is a balanced diet?
 - a) A diet which contains all the necessary nutrients along with water ✓
 - b) It is a disease caused by lack of vitamin
 - c) A diet which contains all the necessary nutrient
 - d) None of the above

*meenu 20/10/16
Blatir*

JASPAL KOUR PUBLIC SCHOOL
QUIZ ON HEALTHY FOOD
ISA ACTIVITY (CLASSES 2 AND 3)

Name: SHARDEEP Class: III - E

Tick the correct answers:

- Which one of these is a healthy food?
 - a) Pasta
 - b) Burger
 - c) Noodles
 - d) Fruits ✓
- How many glasses of water should we drink everyday?
 - a) 1-2
 - b) 20-30
 - c) 7-8 ✓
 - d) None
- Which nutrients does milk provide?
 - a) Calcium ✓
 - b) Iron
 - c) Protein
 - d) All of these
- Proteins are found in:
 - a) Boiled Potato
 - b) Pulses ✓
 - c) Fruits
 - d) Rice
- Brothage is important in our diet.
 - a) True ✓
 - b) False
- Eating a lot of fats is good for our health.
 - a) True
 - b) False ✓
- Lack of vitamin D causes:
 - a) Rickets
 - b) Osteoporosis ✓
 - c) Anaemia
 - d) Both a) and b)
- Lemon provides us vitamin:
 - a) A
 - b) B
 - c) C ✓
 - d) D
- What is malnutrition?
 - a) Getting a lot of nutritious food
 - b) Not getting necessary nutrients from food ✓
 - c) Drinking a lot of water
 - d) None of the above
- What is a balanced diet?
 - a) A diet which contains all the necessary nutrients along with water ✓
 - b) It is a disease caused by lack of vitamin
 - c) A diet which contains all the necessary nutrient
 - d) None of the above

Sham 20/12/18

JASPAL KOUR PUBLIC SCHOOL
QUIZ ON HEALTHY FOOD
ISA ACTIVITY (CLASSES 2 AND 3)

Name: Sandeep Kaur Arvind Class: III - C

Tick the correct answers:

- Which one of these is a healthy food?
 - a) Pasta
 - b) Burger
 - c) Noodles
 - d) Fruits ✓
- How many glasses of water should we drink everyday?
 - a) 1-2
 - b) 20-30
 - c) 7-8 ✓
 - d) None
- Which nutrients does milk provide?
 - a) Calcium
 - b) Iron
 - c) Protein
 - d) All of these
- Proteins are found in:
 - a) Boiled Potato
 - b) Pulses ✓
 - c) Fruits
 - d) Rice
- Brothage is important in our diet.
 - a) True ✓
 - b) False
- Eating a lot of fats is good for our health.
 - a) True
 - b) False ✓
- Lack of vitamin D causes:
 - a) Rickets
 - b) Osteoporosis ✓
 - c) Anaemia
 - d) Both a) and b)
- Lemon provides us vitamin:
 - a) A
 - b) B
 - c) C ✓
 - d) D
- What is malnutrition?
 - a) Getting a lot of nutritious food
 - b) Not getting necessary nutrients from food ✓
 - c) Drinking a lot of water
 - d) None of the above
- What is a balanced diet?
 - a) A diet which contains all the necessary nutrients along with water ✓
 - b) It is a disease caused by lack of vitamin
 - c) A diet which contains all the necessary nutrient
 - d) None of the above

Pod Wok 18/12/17

JASPAL KOUR PUBLIC SCHOOL
QUIZ ON HEALTHY FOOD
ISA ACTIVITY (CLASSES 2 AND 3)

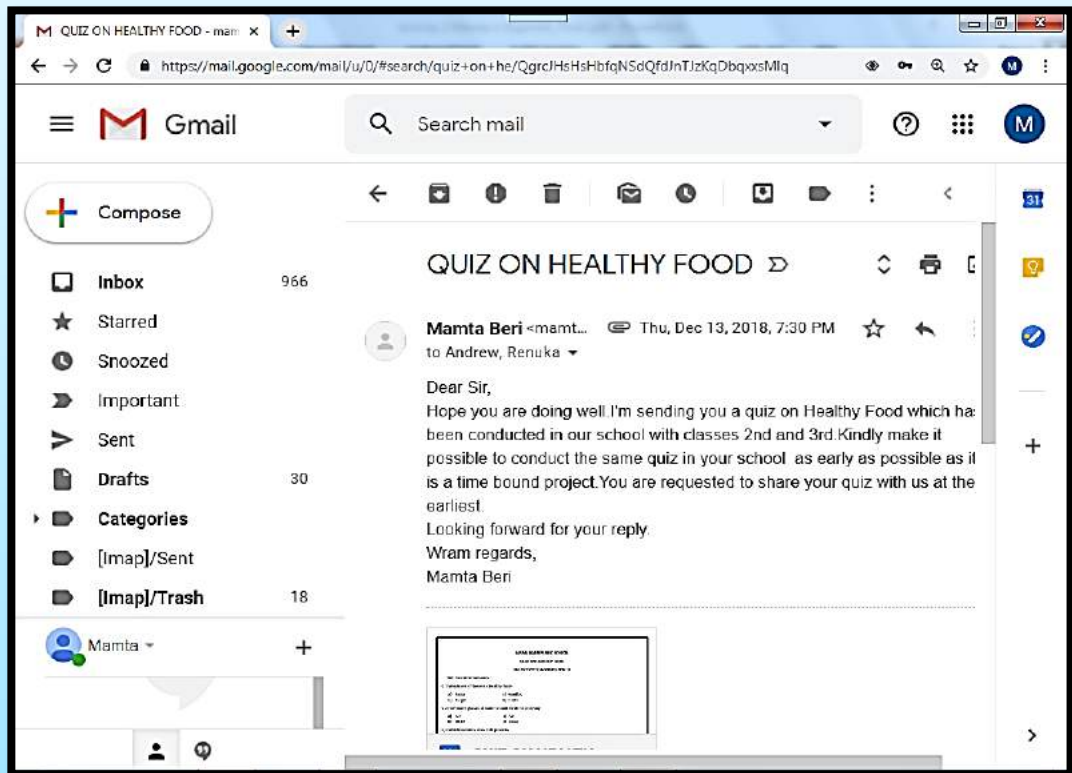
Name: Annav Gird Class: III - A

Tick the correct answers:

- Which one of these is a healthy food?
 - a) Pasta
 - b) Burger
 - c) Noodles
 - d) Fruits ✓
- How many glasses of water should we drink everyday?
 - a) 1-2
 - b) 20-30
 - c) 7-8 ✓
 - d) None
- Which nutrients does milk provide?
 - a) Calcium ✓
 - b) Iron
 - c) Protein
 - d) All of these
- Proteins are found in:
 - a) Boiled Potato
 - b) Pulses ✓
 - c) Fruits
 - d) Rice
- Brothage is important in our diet.
 - a) True
 - b) False ✓
- Eating a lot of fats is good for our health.
 - a) True
 - b) False ✓
- Lack of vitamin D causes:
 - a) Rickets
 - b) Osteoporosis ✓
 - c) Anaemia
 - d) Both a) and b)
- Lemon provides us vitamin:
 - a) A
 - b) B
 - c) C ✓
 - d) D
- What is malnutrition?
 - a) Getting a lot of nutritious food
 - b) Not getting necessary nutrients from food ✓
 - c) Drinking a lot of water
 - d) None of the above
- What is a balanced diet?
 - a) A diet which contains all the necessary nutrients along with water ✓
 - b) It is a disease caused by lack of vitamin
 - c) A diet which contains all the necessary nutrient
 - d) None of the above

Arvind 20/12/16

QUIZ SENT ON HEALTHY FOOD TO THE PARTNER SCHOOL



THE QUIZ SHEET

JASPAL KAUR PUBLIC SCHOOL QUIZ ON HEALTHY FOOD ISA ACTIVITY (CLASSES 2 AND 3)

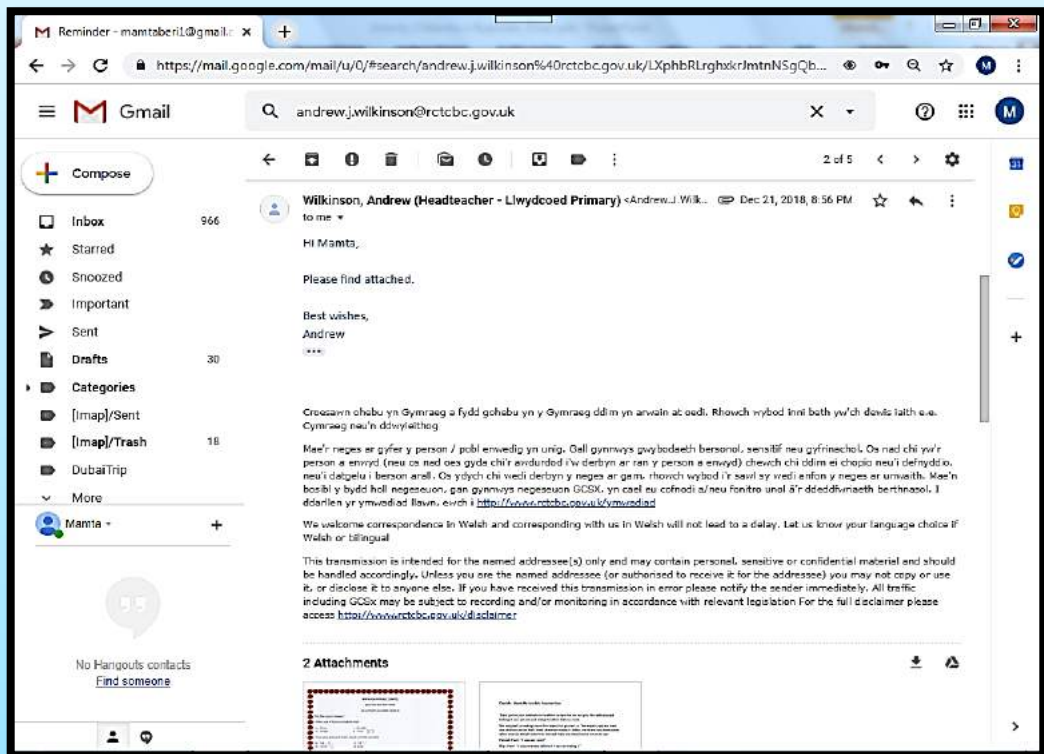
Tick the correct answers :

- Q 1 Which one of these is a healthy food-
- Pasta
 - Burger
 - Noodles
 - Fruits
- Q 2 How many glasses of water should we drink everyday-
- 1-2
 - 20-30
 - 7-8
 - None
- Q 3 Which nutrients does milk provide-
- Calcium
 - Iron
 - Protein
 - All of these
- Q 4 Proteins are found in-
- Boiled Potato
 - Pulses
 - Fruits
 - Rice
- Q 5 Roughage is important in our diet-
- True
 - False
- Q 6 Eating a lot of fats is good for our health-
- True
 - False
- Q 7 Lack of vitamin D causes-
- Rickets
 - Osteoporosis
 - Anaemia
 - Both a) and b)
- Q 8 Lemon provides us vitamin-
- A
 - B
 - C
 - D
- Q 9 What is malnutrition-
- Getting a lot of nutritious food
 - Not getting necessary nutrients from food
 - Drinking a lot of water
 - None of the above
- Q 10 What is a balanced diet-
- A diet which contains all the necessary nutrients along with water
 - It is a disease caused by lack of vitamin
 - A diet which contains all the necessary nutrient
 - None of the above

Answer Key:

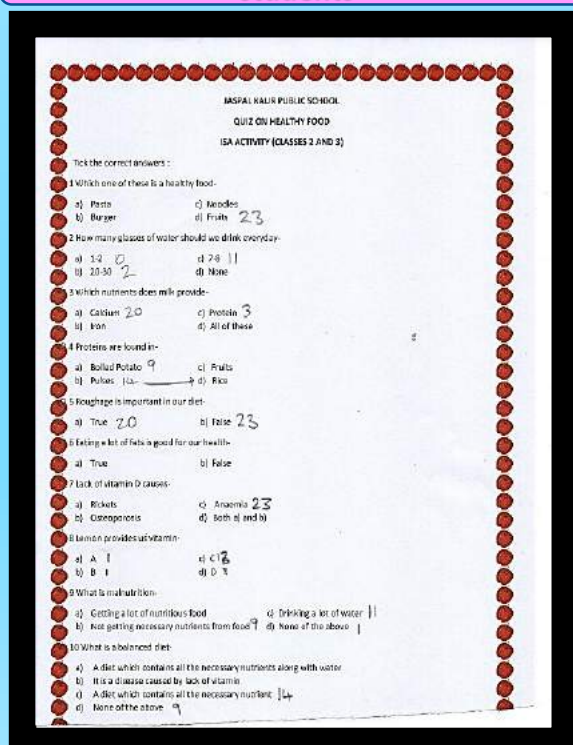
Q1. D Q2. C Q3. A Q4. B Q5. A Q6. B Q7. B
Q8. C

EMAIL RECEIVED ON THE FEEDBACK OF THE INDIAN RECIPES PREPARED BY THE PARTNER SCHOOL AND THE QUIZ DONE BY THE PARTNER SCHOOL



Attachments received with the mail

Quiz sheet done by the Partner school students



Feedback of the Partner school students



STUDENTS COMMENTED ON THE INDIAN DISHES AND EXPRESSED THEIR EXCITEMENT



It was very exciting to receive such positive feedback from the young ones of the Llwydcoed School in Wales

PARENTS' FEEDBACK FORMS

BRITISH COUNCIL 70 YEARS IN INDIA

PARENT/ GUARDIAN EVALUATION OF INTERNATIONAL ACTIVITY

Name: Rashmi Date: 30-11-18

Title of activity: ISA
what's in your lunch box.

Please comment on the impact this activity has had on your child:

Its good. Its a good exposure for little ones. Kids will be motivated.

If you have been directly involved in this activity please comment on the impact this activity has had on you:

Food, was just awesome. We are highly obliged.

Any other comments?

Always like to come again for these kind of school activities.

Thank you for your time and comments.

BRITISH COUNCIL 70 YEARS IN INDIA

PARENT/ GUARDIAN EVALUATION OF INTERNATIONAL ACTIVITY

Name: Mausha Kumar Date: 30/11/18

Title of activity: ISA (what's in your lunch box)

Please comment on the impact this activity has had on your child:

Very impressive. My child hisha Aare were very excited to make the spreads. She learnt to make it very fast in such a little age.

If you have been directly involved in this activity please comment on the impact this activity has had on you:

Yes, I have directly involved in this activity, superb activity. Thanks to I.C.P.S. I am very happy to be a part of this school.

Any other comments?

No, Thanks.

Mausha

Thank you for your time and comments.

BRITISH COUNCIL 70 YEARS IN INDIA

PARENT/ GUARDIAN EVALUATION OF INTERNATIONAL ACTIVITY

Name: Ritvik Singh Date: 30-11-18

Title of activity: What's in your lunch Box

Please comment on the impact this activity has had on your child:

The child was very excited to do the activity. He has started helping me in preparing dishes.

If you have been directly involved in this activity please comment on the impact this activity has had on you:

I was directly involved as I cut the vegetables as directed. I gave him utensils to prepare and serve.

Any other comments?

I was very happy to see my child so happy and confident.

Singh

Thank you for your time and comments.

BRITISH COUNCIL 70 YEARS IN INDIA

PARENT/ GUARDIAN EVALUATION OF INTERNATIONAL ACTIVITY

Name: What's in your Lunch box Date: 30-11-18

Title of activity: Sahy Singh Vohra

Please comment on the impact this activity has had on your child:

My child was very excited about the activity. He learned the names of ingredients used in the cooking activity.

If you have been directly involved in this activity please comment on the impact this activity has had on you:

I helped to chop and collect all the ingredients required.

Any other comments?

Activity 'what's in your lunch box' made my child confident and is able to do flawless cooking.

Singh

Thank you for your time and comments.

STUDENTS' FEEDBACK FORMS

BRITISH COUNCIL 70 YEARS IN INDIA

STUDENT EVALUATION OF INTERNATIONAL ACTIVITY

Name: MANRAJ SINGH Std: VII - B
 Title of activity: What's in your lunch box (I.S.A. activity 2018)

What have you enjoyed most about this activity? What did you like best?

I enjoyed this activity very much. We took chopped items for the spread chart and made it in the wheel. We had fun making it and then presenting it to our teachers who then gave us reviews about how it tasted. We presented the dishes in stalls for the parents and teachers. We felt like chefs in the hall.

What new ideas or information have you learned from this activity?

I have learnt about new dishes like Bana Buth, Welsh cake, Welsh onion cake which are the specialties of ENGLAND and WALES and I was surprised if I have started eating these new things and added them in my diet. Also snacks like spread chart and potato peanut chaat which are healthy as well as very healthy.

What have you least enjoyed or found some difficulty with?

- NONE -

I ENJOYED OUR I.S.A. activity and I am thankful to our teachers and mentors for this wonderful experience.

Thank you for your time and comments.

BRITISH COUNCIL 70 YEARS IN INDIA

STUDENT EVALUATION OF INTERNATIONAL ACTIVITY

Name: Vishaj Singh Std: III - A
 Title of activity: What's in your lunch box (I.S.A. Activity 2018)

What have you enjoyed most about this activity? What did you like best?

I enjoyed working with everyone. Combined efforts of teachers and students encouraged me a lot.

What new ideas or information have you learned from this activity?

New information that I learned was about healthy snacks like apricot chaat and potato peanut chaat. I learned new recipes like making Bana Buth and Welsh cake.

What have you least enjoyed or found some difficulty with?

I enjoyed everything in this activity. I would like to thank my school and teachers for giving me the opportunity to be a part of this activity.

Thank you for your time and comments.

BRITISH COUNCIL 70 YEARS IN INDIA

STUDENT EVALUATION OF INTERNATIONAL ACTIVITY

Name: TANVI VIJHANI Std: III - C
 Title of activity: What's in your lunch box

What have you enjoyed most about this activity? What did you like best?

I liked preparing Welsh cake. Preparation was indeed fun. Mixing of all the ingredients and then roasting on the induction plate at school was fun.

What new ideas or information have you learned from this activity?

I learnt about various ingredients and their nutritive value. I also learnt how to mix proper proportion of different ingredients.

What have you least enjoyed or found some difficulty with?

I was little reluctant unless the roasting was done on Induction. But I am thankful to my teachers for their support and motivation.

Thank you for your time and comments.

BRITISH COUNCIL 70 YEARS IN INDIA

STUDENT EVALUATION OF INTERNATIONAL ACTIVITY

Name: DAANYA KAUR Std: VII-B
 Title of activity: I.S.A. ACTIVITY

What have you enjoyed most about this activity? What did you like best?

I enjoyed making cakes of different varieties. The best thing which I loved about this activity was that we made all the cakes on our own along with little help of teacher.

What new ideas or information have you learned from this activity?

There were many things which I learned and I got many ideas on how to make a cake. For example, what should be the right temperature to cook the cake.

What have you least enjoyed or found some difficulty with?

Even though I did not face any problem during this activity despite a little issue with managing different things but that too was helped by my teacher.

Thank you for your time and comments.

VISITORS' FEEDBACK FORMS

BRITISH COUNCIL 70 YEARS IN INDIA

VISITOR EVALUATION OF INTERNATIONAL ACTIVITY

Name: PRABJOT KAUR
 Title of activity: What's in your lunch box Date: 30/11/18

Please comment on the impact this activity has had on the students involved:

It was a great experience to see students' involvement in the activity. This was a different learning experience by them giving them global exposure.

Please comment on the impact this activity has had on yourself:

It was a fun filled activity. I had an opportunity to taste dishes like Welsh cake, Buns Bith cake, onion Welsh cake that are made by partner countries.

Any other comments?

Overall a great show !!!

Thank you for your time and comments.

BRITISH COUNCIL 70 YEARS IN INDIA

VISITOR EVALUATION OF INTERNATIONAL ACTIVITY

Name: Ms. Renuka Kamal
 Title of activity: What's in your lunch box Date: 30/11/18

Please comment on the impact this activity has had on the students involved:

The students were totally involved in the activity. They learnt the international recipes like Buns Bith cake & onion Welsh cake. It enhanced their cooking skills.

Please comment on the impact this activity has had on yourself:

I appreciated the way the activity was conducted & also got an opportunity to taste the international recipes.

Any other comments?

Overall an Excellent Show!!

It was a wonderful experience.

Thank you for your time and comments. Renuka

BRITISH COUNCIL 70 YEARS IN INDIA

VISITOR EVALUATION OF INTERNATIONAL ACTIVITY

Name: Mr. Nishan Singh
 Title of activity: What's in your lunch box Date: 30/11/18

Please comment on the impact this activity has had on the students involved:

I was happy to see children learning new recipes of the other country.

Please comment on the impact this activity has had on yourself:

I was delighted to see children participating confidently in the activity and I also took the recipe for trying at home.

Any other comments?

These kinds of activities should be regularly done.

Thank you for your time and comments.

BRITISH COUNCIL 70 YEARS IN INDIA

VISITOR EVALUATION OF INTERNATIONAL ACTIVITY

Name: Madhusika Raman
 Title of activity: What's in your lunch box Date: 30/11/18

Please comment on the impact this activity has had on the students involved:

Students learnt international recipes. Developed confidence.

Please comment on the impact this activity has had on yourself:

I was happy to see the children doing well. Tasted yummy food.

Any other comments?

More activities should be conducted.

Madhu

Thank you for your time and comments.

INTRODUCTION TO BRITISH COUNCIL I.S.A PROJECT


**ART EXCHANGE BETWEEN
JASPAL KAUR PUBLIC SCHOOL,
SHALIMAR BAGH, DELHI
AND
BHARATIYA VIDYA BHAVAN,
JLEEB AL-SHUYOUKH, KUWAIT.**

I, Nidhi Chanana (Art Teacher of JKPS) was assigned to undertake an art activity which was interesting and enriching for the students of classes 4 and 5. Moreover, it had to be a collaborative programme with an overseas partner school. I was able to contact Mrs. Nidhi Jain (art teacher of Bhartiya Vidya Bhavan School, Kuwait) who very graciously discussed and agreed for the same. We finalized to exchange Indian art form of 'Worli/ Warli Painting' and the Traditional 'Islamic Geometric Design' art form of Kuwait.

The idea was to let the students of classes 4 and 5 reach out to each other through art and culture. Both the art techniques are very different and at the same time, they touch our emotions and feelings.

Warli Painting is a style of tribal art mostly created by the tribal people from the North Sahyadri Range in India. The tribal art originated in Maharashtra where it is still practiced. Whereas, geometrical designs in Islamic Art are often built on the combination of repeated squares and circles, which may be overlapped and interlaced to form intricate and complex patterns, including a wide variety of tessellations.

E-MAIL SENT TO DIFFERENT SCHOOLS OF DIFFERENT COUNTRIES FOR COLLABORATIVE PROJECT

**SchoolsOnline**

GlobalChange region

What is International education?Classroom Resources For TeachersPartner with a schoolDevelop your skillsAbout our programmes

InboxSent MessagesAll messagesRead message

Apsisa
Edit

Dashboard

Messages (1 new)

Partner Schools

Applications

Calendar

Forum

Project Spaces

Connecting Classrooms
Partner Search

Easy Step Guides

Art Collaboration Project Invitation (ISA)

Between you and UditBhatta

YouMay 25

Hi

This has reference to the Art Collaboration project organized by British Council in which your School is also participating.

I am Nidhi Chanana-Art teacher and project coordinator (Art) at Jaspal Kaur Public School, Shalimar Bagh, New Delhi, India.

I would like to connect with your school through our project – Art-The Cultural Lifeline (Collaborative)


Classes involved- Class IV and V

Age of students- 9 to 11 years

Month for project execution- September/ October 2018 (tentative)

in which project aims at studying the Indian art form of 'Worli', focusing on the technique of making the Worli painting and doing various activities in engaging the students to learn this art form.

Through this international activity, we endeavour to expose our students to new opportunities, widen their perceptions and foster appreciation and respect for other cultures. Accordingly, with your support, we intend to impart training on any of your Country's art in our school. Similarly, with the intention of spreading India's art form 'Worli' we shall provide requisite support so that students at your school can learn this Indian art form.

**SchoolsOnline**

GlobalChange region

What is International education?Classroom Resources For TeachersPartner with a schoolDevelop your skillsAbout our programmes

InboxSent MessagesAll messagesRead message

Apsisa
Edit

Dashboard

Messages (1 new)

Partner Schools

Applications

Calendar

Forum

Project Spaces

Connecting Classrooms
Partner Search

Easy Step Guides

Art Collaboration Project Invitation (ISA)

Between you and MD Nazmul Azam

YouMay 25

Hi

This has reference to the Art Collaboration project organized by British Council in which your School is also participating.

I am Nidhi Chanana-Art teacher and project coordinator (Art) at Jaspal Kaur Public School, Shalimar Bagh, New Delhi, India.

I would like to connect with your school through our project – Art-The Cultural Lifeline (Collaborative)

Classes involved- Class IV and V

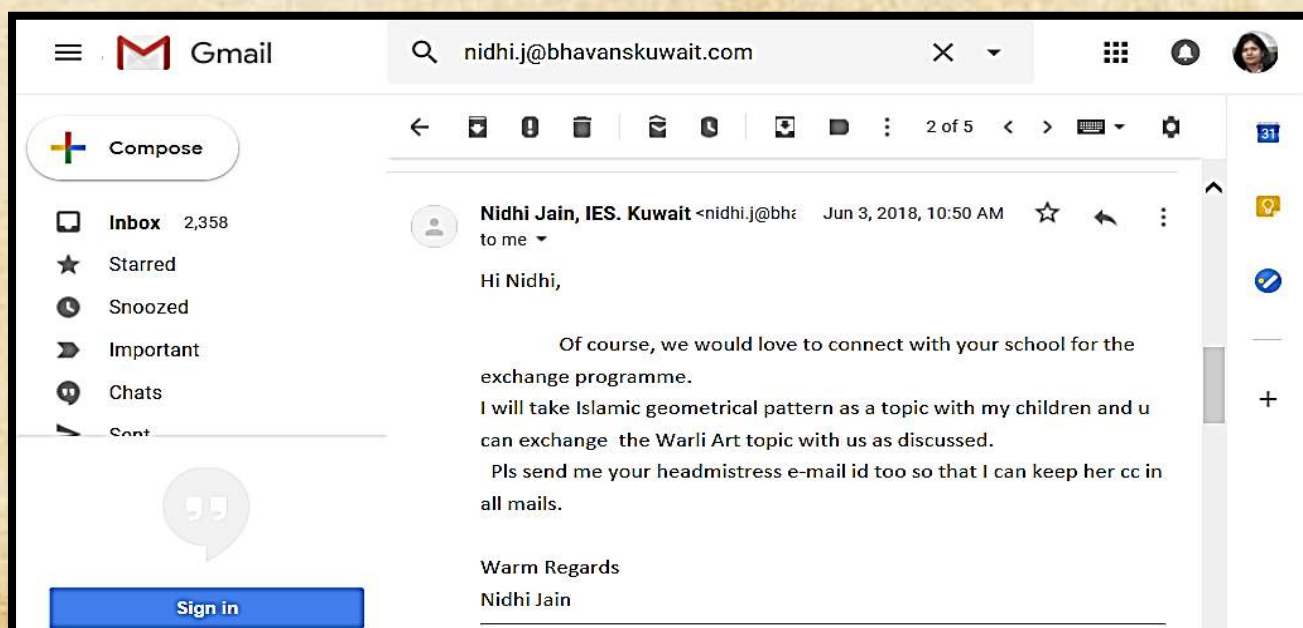
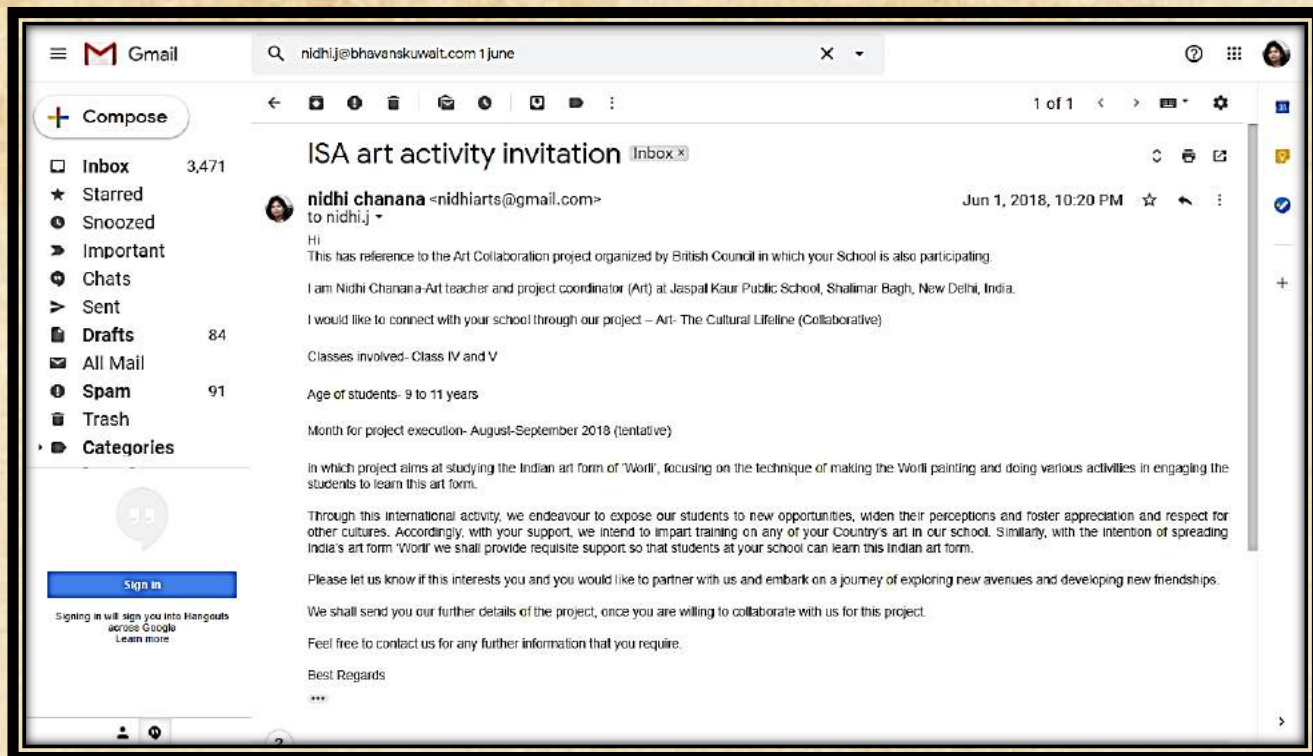
Age of students- 9 to 11 years

Month for project execution- September/ October 2018 (tentative)



in which project aims at studying the Indian art form of 'Worli', focusing on the technique of making the Worli painting and doing various activities in engaging the students to learn this art form.

Through this international activity, we endeavour to expose our students to new opportunities, widen their perceptions and foster appreciation and respect for other cultures. Accordingly, with your support, we intend to impart training on any of your Country's art form preferably Mask Making in our school. Similarly, with the intention of spreading India's art form 'Worli' we shall provide requisite support so that students at your school can learn this

**WE RECEIVED A POSITIVE RESPONSE FROM
MRS NIDHI JAIN, A TEACHER IN
BHARATIYA VIDYA BHAVAN, JLEEB AL-SHUYOUKH, KUWAIT**



ASSIGNMENT SHEET AND DIARY NOTE GIVEN TO THE STUDENTS OF CLASSES IV AND V FOR WARLI ART ACTIVITY

 JASPAL KAUR PUBLIC SCHOOL 'B' PASCHIMI, SHALIMAR BAGH, DELHI-110088	
ASSIGNMENT / TASK SHEET / DRILL	
Class :	<input type="checkbox"/> I <input type="checkbox"/> II <input type="checkbox"/> III <input checked="" type="checkbox"/> IV <input checked="" type="checkbox"/> V
Subject :	<input type="checkbox"/> ENG <input type="checkbox"/> MATH <input type="checkbox"/> HINDI <input type="checkbox"/> SC/ES <input type="checkbox"/> S.ST <input type="checkbox"/> PUNABI
Issue Date :	2 nd August 2018
Submission Date :	7 th August 2018
<p>Search and bring Warli Painting designs on Tuesday, 7th August 2018 for approval for warli painting activity to be conducted on 10th August 2018.</p> <p>Students will bring the following material for warli painting activity</p> <ol style="list-style-type: none"> 1) A4 Size pastel sheet (Dark colour) 2) Poster Colours 3) Paint Brush 4) White pen. 	
Teacher's Signature	 Date: 2 nd August 2018

4/8/18
4/4/4


ISA Activity

Warli Painting

Material Required

- 1) A4 Size Pastel Sheet (Dark Colour)
- 2) Poster Colour
- 3) White pen
- 4) Paint Brush

Bring all these material on 10th August 2018 in V and VI periods



Date: 4/8/18
ISA Activity


Warli Painting

Material Required

- 1) A4 Size pastel sheet (Dark colour)
- 2) Colour (poster colour)
- 3) Paint Brush
- 4) White pen

Bring all these material on 10th August 2018 in 5 and 6 periods.

Talk often, but never long.



CLASSROOM DISCUSSION

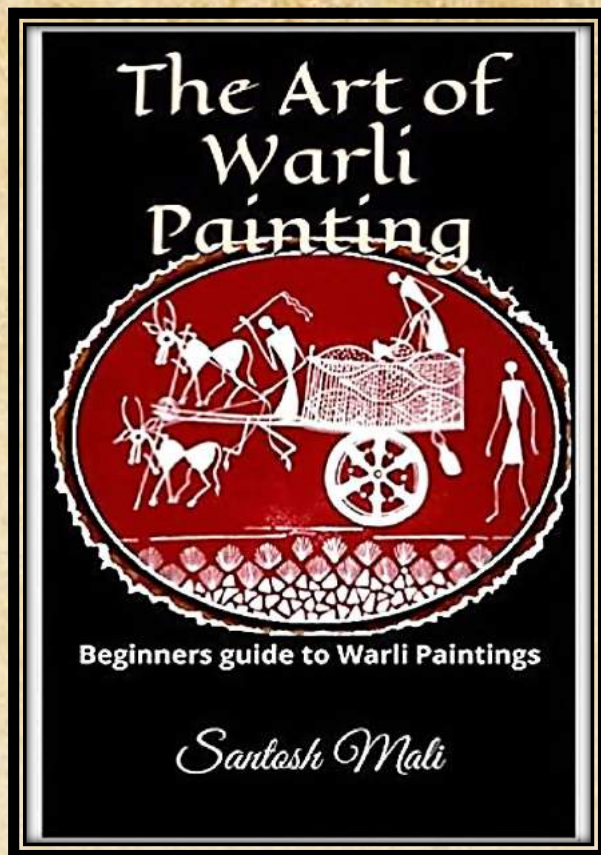

Introduction of the concept of Warli Art by the Art Teacher



Explaining the occasions & rituals with which Warli Art is associated




In the Art Room



BOOKS REFERRED


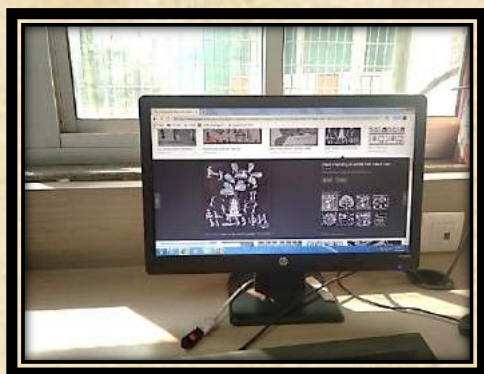
FOR WARLI ART ACTIVITY



STUDENTS LOOKING FOR IMAGES OF WARLI ART ON THE INTERNET



PREFERRED WARU PAINTINGS BEING SELECTED BY THE STUDENTS FOR THE ACTIVITY





WARU ART
ACTIVITY
CONDUCTED
IN THE
ASSEMBLY HALL



**STUDENTS ARE
GUIDED
BY THEIR TEACHERS
WHILE THE ACTIVITY
CONTINUES**



STUDENTS OF CLASSES IV AND V MAKING WARLI PAINTINGS WITH GREAT ENTHUSIASM





Reet Bhola
Class IV B



Sonali Gupta
Class V D

SCANNED COPIES OF WARLI PAINTINGS MADE BY STUDENTS



Bhavya Arora
Class IV C



Jivanya Sachdeva
Class V B

PPT PRESENTATION

**PREPARING
PPT ON
WARLI ART FORM
TO BE SENT TO
THE PARTNER
SCHOOL**



**METICULOUS EFFORT
BY BOTH TEACHERS
AND STUDENTS**



**SLIDES OF PPT SENT TO PARTNER SCHOOL –
BHARATIYA VIDYA BHAVAN, JLEEB AL-SHUYOUKH,
KUWAIT.**



WARLI PAINTING

WARLI PAINTING

**A STYLE OF TRIBAL
ART MOSTLY CREATED
BY THE TRIBAL PEOPLE
FROM THE NORTH
SAHAYADRI RANGE IN
INDIA. IT ORIGINATED
IN MAHARASHTRA.**



These wall paintings use a set of basic geometric shapes: a circle, a triangle, and a square. These shapes are symbolic of different elements of nature.

- **The circle represents the sun and the moon.**
- **The square appears to be a human invention, indicating a sacred enclosure or a piece of land**
- **The triangle is derived from mountains and pointed trees.**



FEW SELECTED DESIGN FOR MAKING THE WARLI PAINTING



WARLI PAINTING ACTIVITY



STUDENTS OF
CLASSES 4 AND 5
MAKING WARLI ART
IN ASSEMBLY HALL
AFTER BEING
GUIDED BY THEIR
TEACHERS

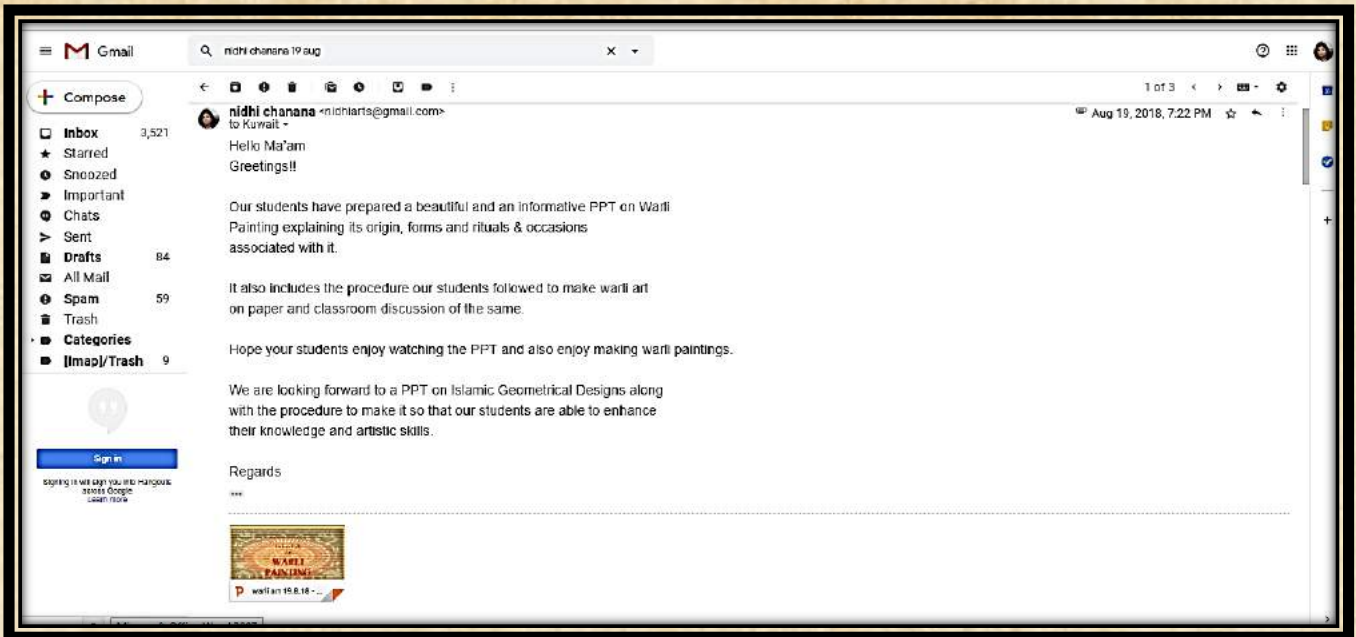


WARLI PAINTINGS MADE BY STUDENTS

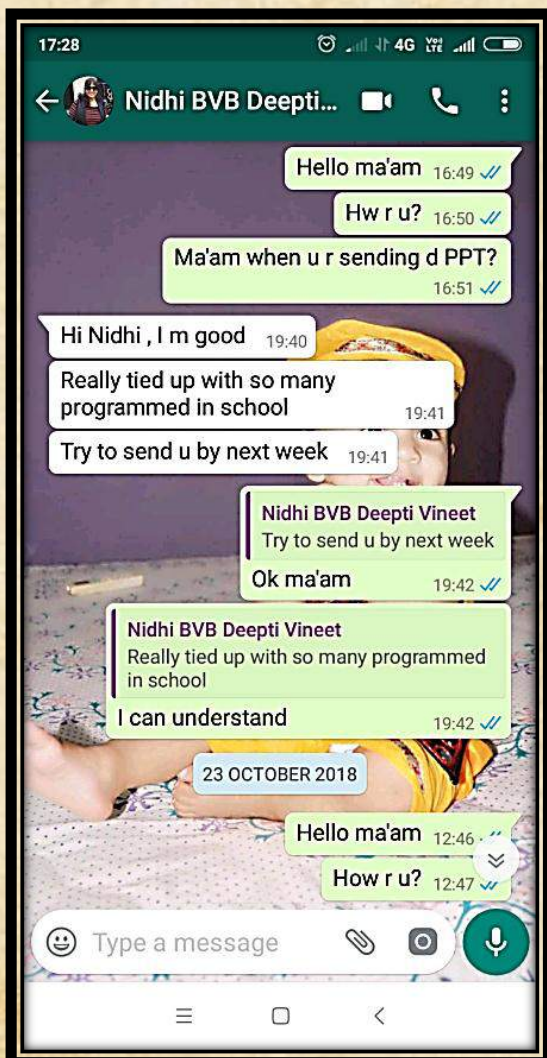


*Thank you for viewing our
presentation. Hope your students
enjoy making Warli Art.*

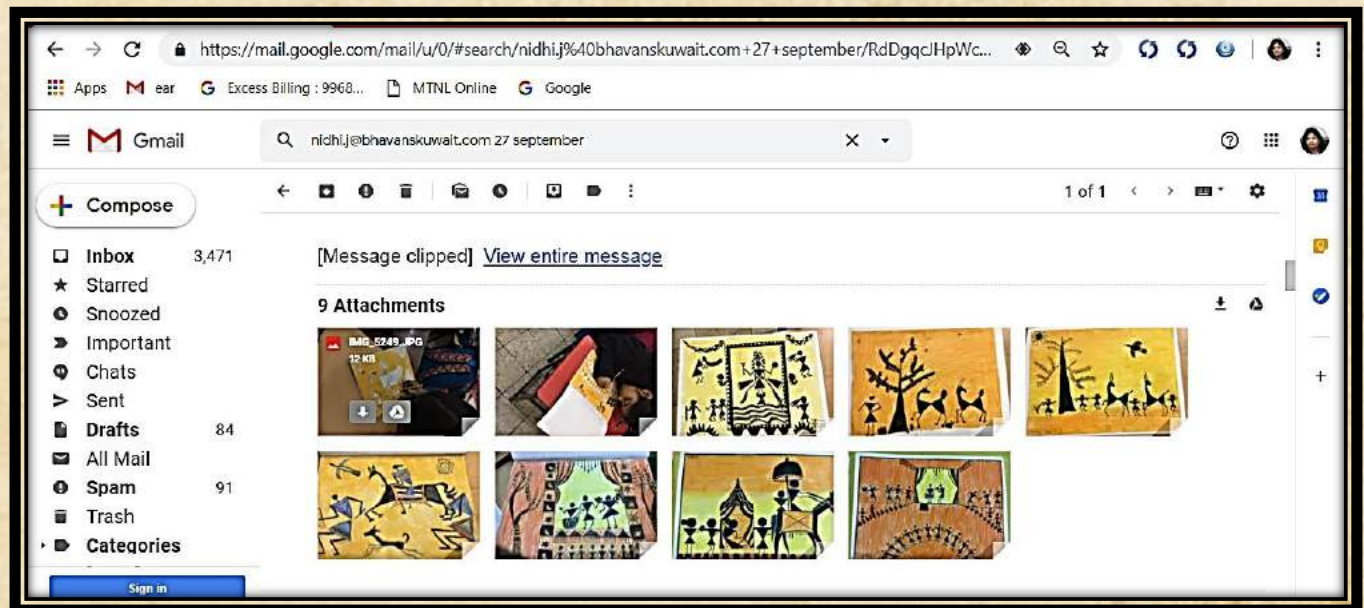
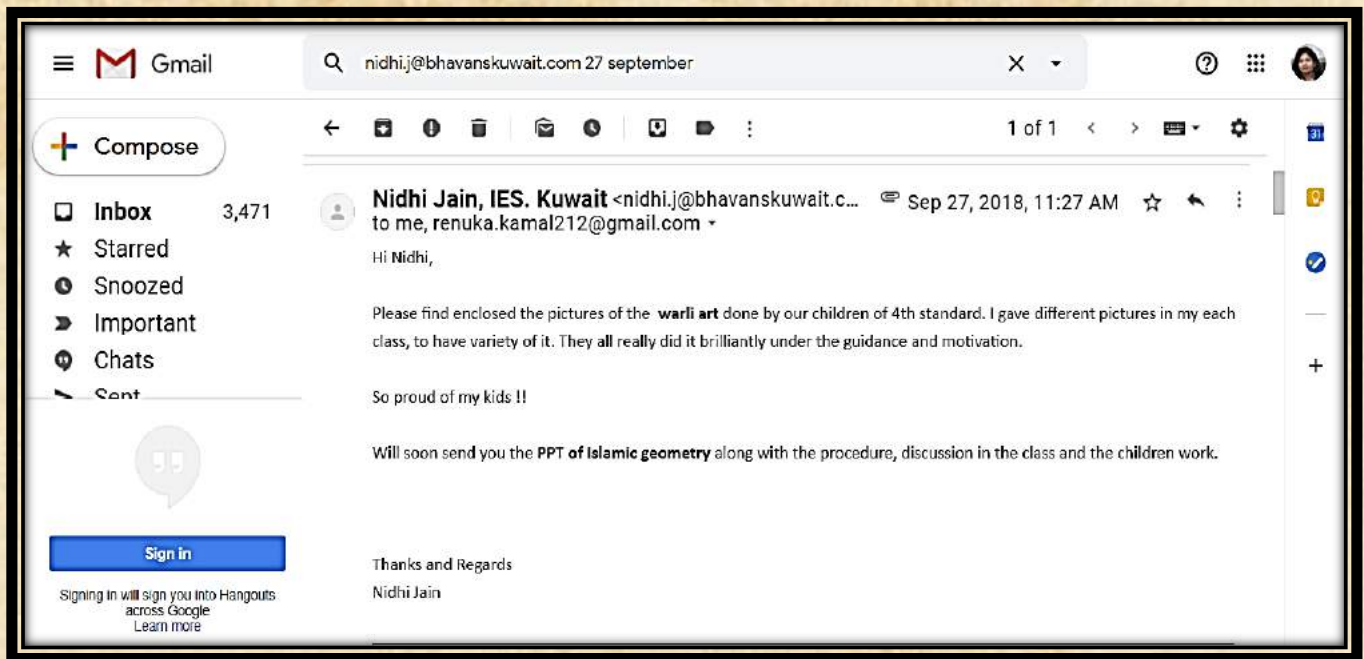
EXCHANGE OF POWERPOINT PRESENTATION WITH PARTNER SCHOOL



THE PROJECT GOT EXTENDED DUE TO LATE RESPONSES FROM THE PARTNER SCHOOL

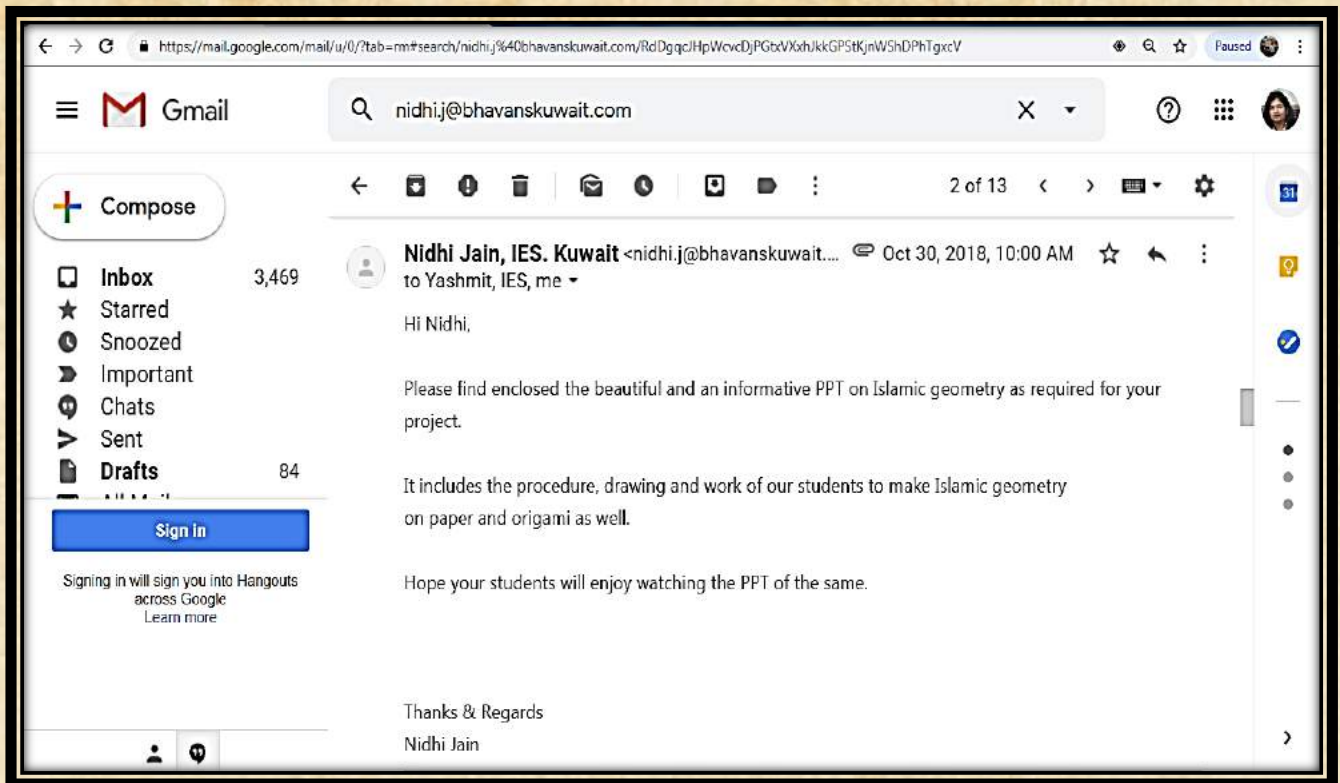


EMAIL RECEIVED FROM THE PARTNER SCHOOL ON WARLI ART ACTIVITY CONDUCTED IN THEIR SCHOOL



PPT RECEIVED ON
30 OCTOBER

PPT RECEIVED FROM BVB, KUWAIT



**Beautiful Designs
of Warli Art
made by the
students of
partner school**



**WARLI ART ACTIVITY BEING
CONDUCTED IN THE
PARTNER SCHOOL**



**The images reflected
enthusiasm of the
partner school students**



PPT RECEIVED FROM PARTNER SCHOOL ON ISLAMIC GEOMETRICAL DESIGN

**ISLAMIC
GEOMETRIC
DESIGN**



Geometric patterns like circles, Squares, Stars, Triangles occurs in a variety of forms in Islamic art and architecture.
Often built on combinations of repeated squares and circles.

Islamic art has 3 core areas
1 — Calligraphy
2 — Arabesque design (floral patterns)
3 — Geometrical patterns

► On Mosque



► On Carpet



Pattern:

Morocon Motif



Star and Criss cross pattern



Pattern

► On Iron Gate



► Stain glass design





CLASSROOM DISCUSSION

ON

ISLAMIC GEOMETRIC DESIGN IN BOTH SCHOOLS



**DISCUSSION BY
MRS. NIDHI JAIN OF BVB, KUWAIT**



**DISCUSSION BY
MRS. NIDHI CHANANA OF JKPS, INDIA**




DISCUSSION HELD IN DIFFERENT CLASSROOMS

**STUDENTS OF
CLASSES IV AND V
TRYING THEIR HANDS
ON
ISLAMIC ART
AFTER WATCHING PPT**




GROUP COMPETITION ON ISLAMIC GEOMETRICAL DESIGN IN RESPECTIVE CLASSROOMS



SCANNED COPIES OF TRADITIONAL 'ISLAMIC GEOMETRICAL DESIGN' ART FORM MADE BY STUDENTS OF JKPS

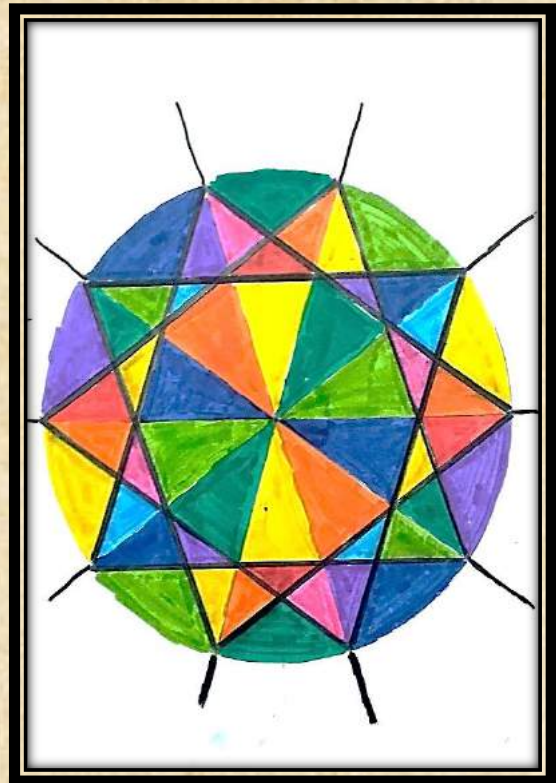


Anvesha
Class IV B

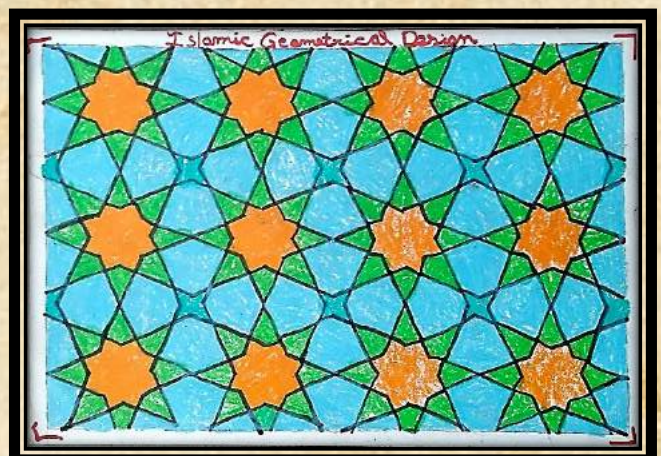


ISLAMIC
GEOMETRICAL DESIGN


Vansh kohli
Class V A



Gurpreet Kaur
Class IV B



Mehak Kaur
Class IV A



Ashween Kaur
Class V A

RESULTS & AWARDS **ISLAMIC GEOMETRICAL DESIGN**

GROUP COMPETITION

	Position	Class	Name of students
--	-----------------	--------------	-------------------------

CLASS IV

1)	I	4-C	1) Harit Verma 2) Kulviraj
2)	II	4-D	1) Sonal Verma 2) Harnoor Kaur
3)	III	4-B	1) Aleena Khan 2) Prerna Sharma

CLASS V

1)	I	5-D	1) Gurjas Bikram 2) Shreshth Singhal
2)	II	5-D	1) Sunmeet Singh 2) Saksham Singh
3)	III	5-C	1) Vidhi Yadav 2) Mehak Saini

SOME GLIMPSES OF THE DRAWINGS MADE BY WINNERS

Class 4



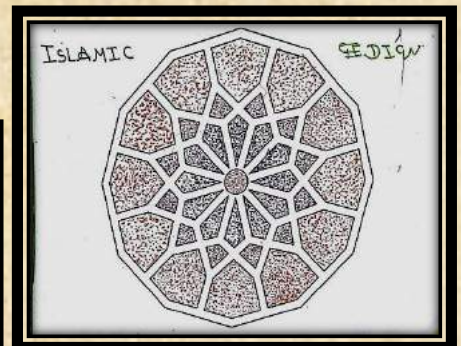
First Position

Harit Verma and Kulviraj
Class IV C




Second Position

Sonal Verma and Harnoor Kaur
Class IV D



Third Position

Prerna Sharma and Aleena Khan
Class IV B



First Position


Gurjas Bikram and
Shreshth Singhal
Class V D

Class 5



Second Position




Sunmeet Singh and Saksham Singh
Class V D



Third Position

Vidhi Yadav and Mehak Saini
Class V C

WARU ART QUIZ BEING CONDUCTED IN THE CLASSROOMS



STUDENTS' PERFORMANCE IN THE QUIZ

JASPAL KAUR PUBLIC SCHOOL
ISA BRITISH COUNCIL ART ACTIVITY
CLASSES IV & V
QUESTIONNAIRE ON WARLI ART

NAME Jyoti CLASS IV-B ROLL NO: 21 DATED: _____

TICK THE CORRECT OPTION

Q1. Warli is an
a) Dance Form
☒ b) Art Form
c) Sports
d) Dress Form

Q2. Warli belongs to which state?
a) Bengal
☒ b) Maharashtra
c) Punjab
d) Kerala

Q3. What type of figures represent Warli art?
a) Geometrical Design
b) Traditional Design
c) Modern Art
☒ d) Abstract Art

Q4. Which colour medium was used for making warli art traditionally?
a) Brick powder
c) Chilli powder
☒ b) Wheat powder
d) Rice powder

Q5. In Warli Art, Which stick was chewed and used as a point brush by artists traditionally?
☒ a) Bamboo stick
b) Match stick
c) Ice cream stick
d) Plastic stick

Q6. In earlier times, warli art was made on _____
a) Paper
b) Floor
c) Trees
☒ d) Walls

Q7. Which colour was used to make Warli art in earlier times?
a) Black
b) Green
c) White
☒ d) Yellow

JASPAL KAUR PUBLIC SCHOOL
ISA BRITISH COUNCIL ART ACTIVITY
CLASSES IV & V
QUESTIONNAIRE ON WARLI ART

NAME Jyoti CLASS IV-D ROLL NO: _____ DATED: _____

TICK THE CORRECT OPTION

Q1. Warli is an
a) Dance Form
☒ b) Art Form
c) Sports
d) Dress Form

Q2. Warli belongs to which state?
a) Bengal
☒ b) Maharashtra
c) Punjab
d) Kerala

Q3. What type of figures represent Warli art?
a) Geometrical Design
b) Traditional Design
c) Modern Art
☒ d) Abstract Art

Q4. Which colour medium was used for making warli art traditionally?
a) Brick powder
c) Chilli powder
☒ b) Wheat powder
d) Rice powder

Q5. In Warli Art, Which stick was chewed and used as a point brush by artists traditionally?
☒ a) Bamboo stick
b) Match stick
c) Ice cream stick
d) Plastic stick

Q6. In earlier times, warli art was made on _____
a) Paper
b) Floor
c) Trees
☒ d) Walls

Q7. Which colour was used to make Warli art in earlier times?
a) Black
b) Green
c) White
☒ d) Yellow

JASPAL KAUR PUBLIC SCHOOL
ISA BRITISH COUNCIL ART ACTIVITY
CLASSES IV & V
QUESTIONNAIRE ON WARLI ART

NAME Angel Kaur CLASS V-B ROLL NO: 5 DATED: _____

TICK THE CORRECT OPTION

Q1. Warli is an
a) Dance Form
☒ b) Art Form
c) Sports
d) Dress Form

Q2. Warli belongs to which state?
a) Bengal
☒ b) Maharashtra
c) Punjab
d) Kerala

Q3. What type of figures represent Warli art?
☒ a) Geometrical Design
b) Traditional Design
c) Modern Art
d) Abstract Art

Q4. Which colour medium was used for making warli art traditionally?
☒ a) Brick powder
b) Wheat powder
c) Chilli powder
d) Rice powder

Q5. In Warli Art, Which stick was chewed and used as a point brush by artists traditionally?
☒ a) Bamboo stick
b) Match stick
c) Ice cream stick
d) Plastic stick

Q6. In earlier times, warli art was made on walls
a) Paper
b) Floor
c) Trees
☒ d) Walls

Q7. Which colour was used to make Warli art in earlier times?
a) Black
b) Green
c) White
☒ d) Yellow

JASPAL KAUR PUBLIC SCHOOL
ISA BRITISH COUNCIL ART ACTIVITY
CLASSES IV & V
QUESTIONNAIRE ON WARLI ART

NAME Siddhant CLASS IV-A ROLL NO: 35 DATED: _____

TICK THE CORRECT OPTION

Q1. Warli is an
a) Dance Form
☒ b) Art Form
c) Sports
d) Dress Form

Q2. Warli belongs to which state?
a) Bengal
☒ b) Maharashtra
c) Punjab
d) Kerala

Q3. What type of figures represent Warli art?
☒ a) Geometrical Design
b) Traditional Design
c) Modern Art
d) Abstract Art

Q4. Which colour medium was used for making warli art traditionally?
a) Brick powder
b) Wheat powder
c) Chilli powder
☒ d) Rice powder

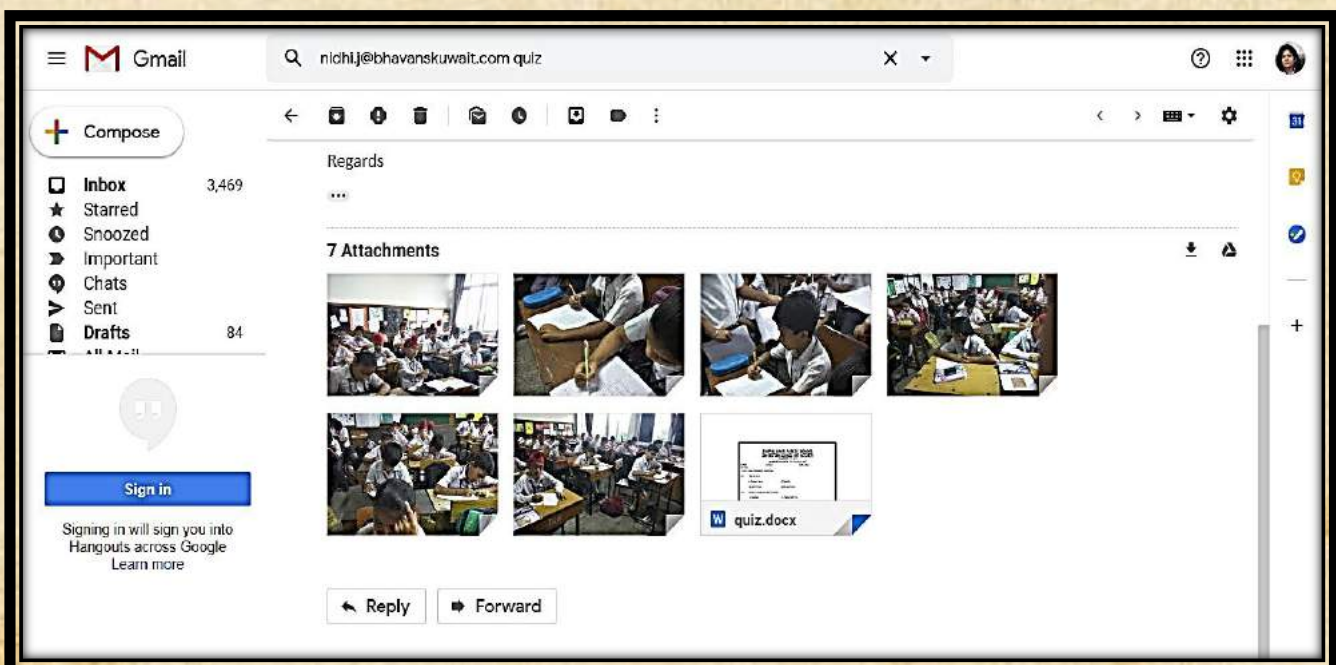
Q5. In Warli Art, Which stick was chewed and used as a point brush by artists traditionally?
☒ a) Bamboo stick
b) Match stick
c) Ice cream stick
d) Plastic stick

Q6. In earlier times, warli art was made on walls
a) Paper
b) Floor
c) Trees
☒ d) Walls

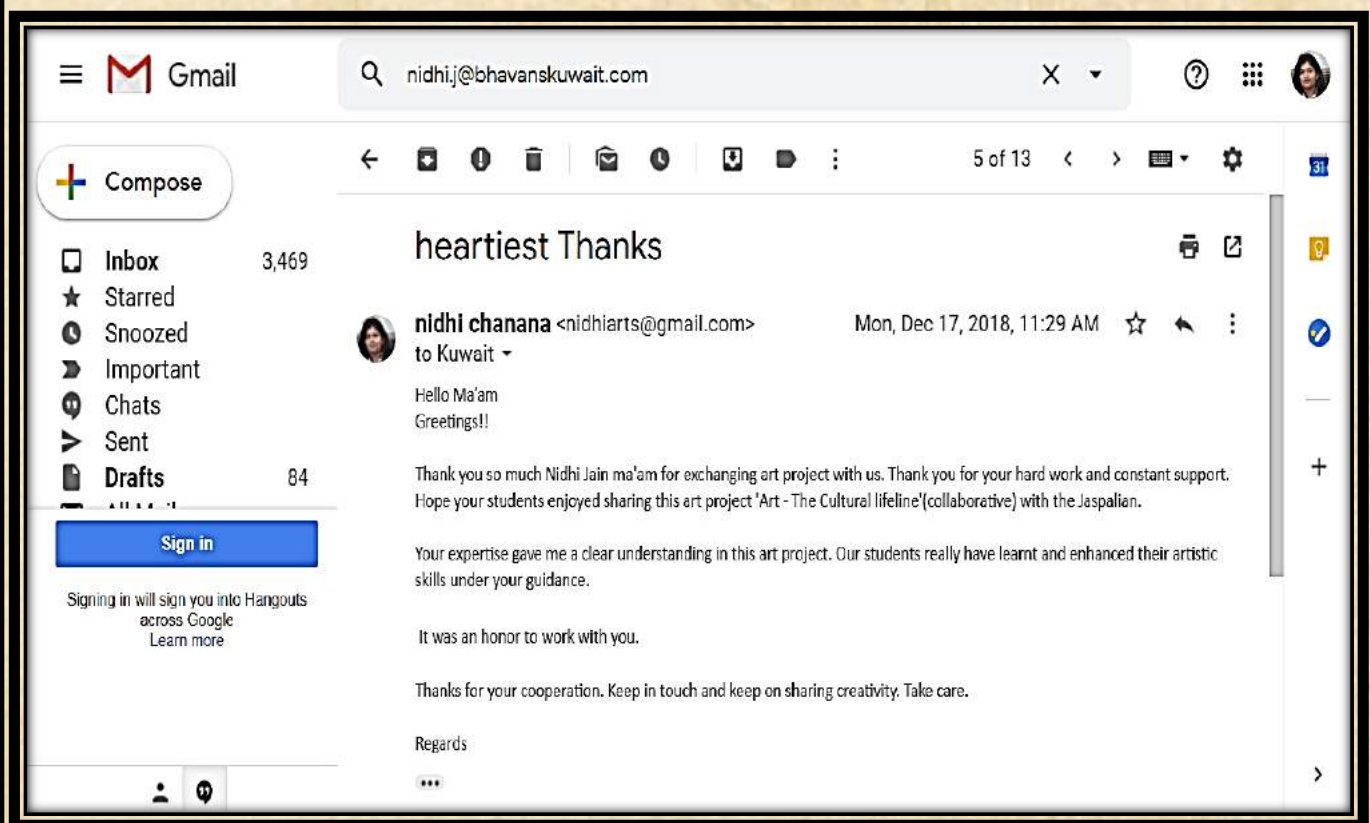
Q7. Which colour was used to make Warli art in earlier times?
a) Black
b) Green
c) White
☒ d) Yellow

EXCHANGE OF QUIZ BETWEEN JASPAL KAUR PUBLIC SCHOOL AND BHARATIYA VIDYA BHAVAN, JLEEB AL-SHUYOUKH, KUWAIT.

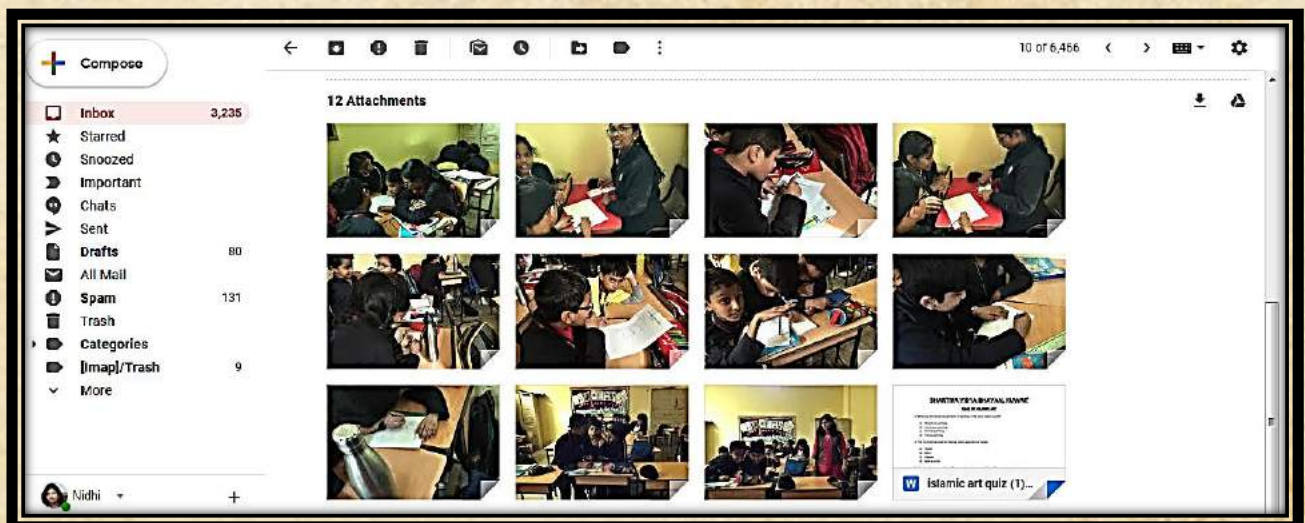
EMAIL SENT TO THE PARTNER SCHOOL



APPRECIATION EMAIL SENT TO PARTNER SCHOOL



APPRECIATION EMAIL ALONG WITH QUIZ RECEIVED FROM THE PARTNER SCHOOL



OUR STUDENTS ATTEMPTING THE QUIZ ON ISLAMIC GEOMETRICAL DESIGNS SENT BY THE PARTNER SCHOOL



QUIZ IN PROGRESS



PHOTOS OF QUIZ ATTEMPTED BY THE PARTNER SCHOOL ON WARLI ART



**Ms. Nidhi Jain conducting the Quiz in
BVB, Kuwait**



**COMPARATIVE STUDY DONE ON THE
TWO ART FORMS BY OUR STUDENTS
AFTER CONDUCTING THE
ACTIVITIES**

ACTIVITY	WARLI PAINTING	ISLAMIC GEOMETRIC DESIGN
HISTORY	There are no records of history of this art but it may be traced as early as 10 th century AD	There are no records of history of this art but it may be traced as early as 19 th century
ORIGIN	It originated in the North Shayadari Range, Maharashtra where it was practiced by the tribals	It originated in roman countries
MATERIAL REQUIRED	Posters Colors, Pastel sheet, Whitener or White pen, Staples, Brush, Pencil	Sketch Pens, Sheet, Colors, Pens, Pencil

REVIEW OF STUDENTS

Topic: _____ Date: 28/10/18


Warli Painting

Warli Painting are rudimentary wall paintings that use a very basic graphics vocabulary: a circle, a triangle and a square.

What benefits I get from Warli Painting?

When I was making Warli Painting I learnt unique designs, I learnt more knowledge about warli painting than before. After doing this painting, my drawing and painting with a fluid improved a lot.

I know that what is warli painting but not in depth. This painting helped me to really know what is this. It helped my mind to be more sharp about how to do designing.....



Diya Dhingra
IV - A


Colour & Shape

Student is review of Warli Art

Warli Art is the oldest and traditional method of painting. We learnt a new and easy form of painting. In warli art images of human beings and animals, along with scenes from daily life are created.

We can easily relate to the simple geometrical figures that a warli drawing is comprised of.

We created warli art with the use of fluid and marker.



Ananya Narasim
IV - A

Colour & Shape


Topic: _____ Date: 25/12/18

About Islamic Geometrical Design

The Islamic Geometrical patterns derived from simpler designs, used in eastern cultures: Greek, Roman and Sassanian. They are one of three forms of Islamic decorations, the others being the arabesque based on curving and winding plant forms, and Islamic calligraphy; all three are frequently used together. Islamic Geometrical patterns have been used as decorative elements on walls, ceilings, doors and domes.

Why I liked Islamic art?

In Islamic art, I particularly liked the depiction of patterns, whether purely geometric or floral. It included all Muslim art, not just religious art and this is the best thing. Also, books are considered as a major art form. I find the Islamic art totally different.



Ashwin Ravi Saliya
IV - A

Colour & Shape


Topic: _____ Date: 1/1/19

Islamic Geometric Design

The geometric designs in Islamic Art are often built on combinations of repeated square and circles. These squares and circles may overlap or interlock to form some more complex patterns.

Our Art teacher has shown us a ppt which we received from partner schools. The teacher has explained us the various steps to make Islamic geometrical designs. These designs can be seen on bookshelves, doors, windows and on monuments.

I participated in a group activity in which me and my friend also made and coloured an Islamic geometrical design. I enjoyed the activity a lot as I love to draw and colour.



Bhavya Anon
IV - C

Design

VISITORS' FEEDBACK

BRITISH COUNCIL 70 YEARS IN INDIA

VISITOR EVALUATION OF INTERNATIONAL ACTIVITY

Name: Seema Khengsi Mother of Ishika Khengsi
 Title of activity: ART - The culture life line. Date: 29-12-18

Please comment on the impact this activity has had on the students involved:

This activity describe the development of life skill.

Please comment on the impact this activity has had on yourself:

With this activity I learnt lot more about traditional values.

Any other comments?

According to me school should encourage more.

Thank you for your time and comments.

BRITISH COUNCIL 70 YEARS IN INDIA

VISITOR EVALUATION OF INTERNATIONAL ACTIVITY

Name: Renu Raitan
 Title of activity: Art - The cultural discipline Date: 29-12-18

Please comment on the impact this activity has had on the students involved:

This activity enabled the children to develop an interest in traditional designs. I saw the students enjoying the art form.

Please comment on the impact this activity has had on yourself:

This activity told me that the developing interest in art helps us to enjoy.

Any other comments?

I think the school keeps conducting such activities.

Thank you for your time and comments.

BRITISH COUNCIL 70 YEARS IN INDIA

VISITOR EVALUATION OF INTERNATIONAL ACTIVITY

Name: Nastu Dikanga
 Title of activity: Art - The Cultural lifeline Date: 30 dec 2018

Please comment on the impact this activity has had on the students involved:

This activity helped the children to learn more about different traditions. The students were motivated by this.

Please comment on the impact this activity has had on yourself:

This had a positive impact on me I learnt about the different cultures and also got an interest in arts.

Any other comments?

I think knowledge should be provided to students like this only so that they could learn more on this.

Thank you for your time and comments.

BRITISH COUNCIL 70 YEARS IN INDIA

VISITOR EVALUATION OF INTERNATIONAL ACTIVITY

Name: Jasleen Kaur Mother of Bunat Kaur
 Title of activity: Art - The Cultural lifeline Date: 29-12-18

Please comment on the impact this activity has had on the students involved:

This activity describe the value of our Art and mind development.

Please comment on the impact this activity has had on yourself:

With this activity, My child enhanced their knowledge of traditional art.

Any other comments?

According to me, School should encourage more.

Thank you for your time and comments.

PARENTS' FEEDBACK

BRITISH COUNCIL 70 YEARS IN INDIA

PARENT/ GUARDIAN EVALUATION OF INTERNATIONAL ACTIVITY

Name: Rita Singhal
Title of activity: Art - The Culture Lifestyle Date: 29/11/19

Please comment on the impact this activity has had on your child:

This activity influenced my child. Before the activity my child did not had any interest in art but now she keeps doing it. This activity helped the child to learn traditional art.

If you have been directly involved in this activity please comment on the impact this activity has had on you:

This activity had a great impact on me. Now I also enjoy art and this activity told me about traditional art.

Any other comments?

I loved this activity and I think the school should keep conducting such activities.

Thank you for your time and comments.

BRITISH COUNCIL 70 YEARS IN INDIA

PARENT/ GUARDIAN EVALUATION OF INTERNATIONAL ACTIVITY

Name: Mrs Guramman Kaur mother of Paramveer → IV-B
Title of activity: Art - The Cultural Lifestyle Date: 29/11/19

Please comment on the impact this activity has had on your child:

The students worked in groups, so they developed interest in the activity. This group activity also taught them discipline. And the best part was that they learn something new and interesting.

If you have been directly involved in this activity please comment on the impact this activity has had on you:

The students were taught team work by their teachers which looked very nice. The union of the teachers and students and the way they coordinated looked very attractive.

Any other comments?

The overall activity was very beautiful. Apart from the daily curriculum the students learn something new and different which emphasized them and also made them more professional.

Thank you for your time and comments.

BRITISH COUNCIL 70 YEARS IN INDIA

PARENT/ GUARDIAN EVALUATION OF INTERNATIONAL ACTIVITY

Name: Amrit Vohra Father of Harit Vohra IV-D
Title of activity: Art - The Cultural Lifestyle Date: 29/12/2018

Please comment on the impact this activity has had on your child:

My son learnt well "Islamic Geometric Design". This help him to learn different countries and different culture, Excellent Experience Thanks.

If you have been directly involved in this activity please comment on the impact this activity has had on you:

Son and we in case we directly involved we have more better understanding Thanks and

Any other comments?

Overall Experience was Excellent
Thanks

Amrit Vohra
Thank you for your time and comments.

BRITISH COUNCIL 70 YEARS IN INDIA

PARENT/ GUARDIAN EVALUATION OF INTERNATIONAL ACTIVITY

Name: Satwinder Kaur Mother of Arjit Singh
Title of activity: Art - The Cultural Lifestyle Date: 29-11-18

Please comment on the impact this activity has had on your child:

The Activity is really good for my child. He learnt a good lot work.

If you have been directly involved in this activity please comment on the impact this activity has had on you:

With this activity I learnt traditional Art and I enjoy a lot.

Any other comments?

I Should thank School Rep conducting such Activities.

Thank you for your time and comments.

TEACHER'S REPORT

Art is the native language of children and a tool for nurturing the creativity

**I was assigned ISA PROJECT CURRICULUM ACTIVITY NO. 4.
TITLE : ART- THE CULTURAL LIFELINE(COLLABORATIVE)**

It was a collaborative activity. We interacted with a school named BHARATIYA VIDYA BHAVAN, JLEEB AL-SHUYOUKH, KUWAIT. We were in touch with one of the art teachers of this school, Mrs. Nidhi Jain. We, at Jaspal Kaur Public School, decided to do the Indian art form 'Warli' and in exchange, Bharatiya Vidya Bhavan, Kuwait, decided to do the traditional 'Islamic Geometrical Designs' art form.

The students working on this project got an opportunity to interact and gather information using school library and various other sources such as Internet, Wikipedia and PowerPoint Presentations.

The creative ability of the students was highlighted through the Warli Painting activity, a group competition on Islamic Geometrical Design and display skills. They also got a chance to exhibit their quizzing skills through a questionnaire on Warli Art and on Islamic Geometrical Design.

It was a very fun filled activity, which was thoroughly enjoyed by students and teachers.

**"If you can imagine it,
you can create it.
If you dream it,
you can become it."**

- William Arthur Ward

Mrs. Nidhi Chanana

ACTIVITY NO 5

CLEAN COUNTRY GREEN COUNTRY

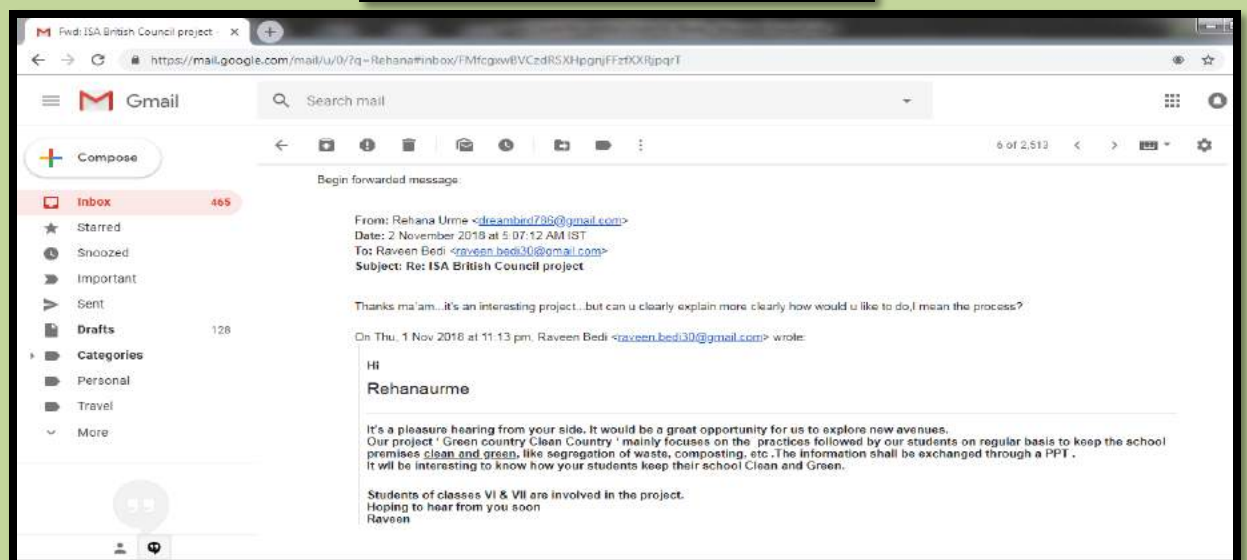
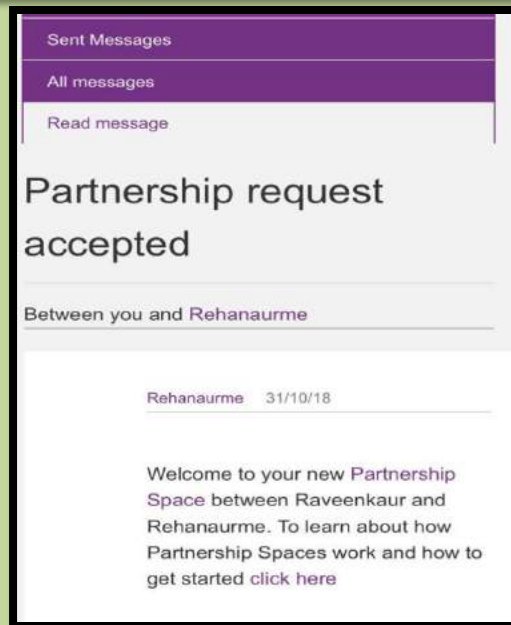
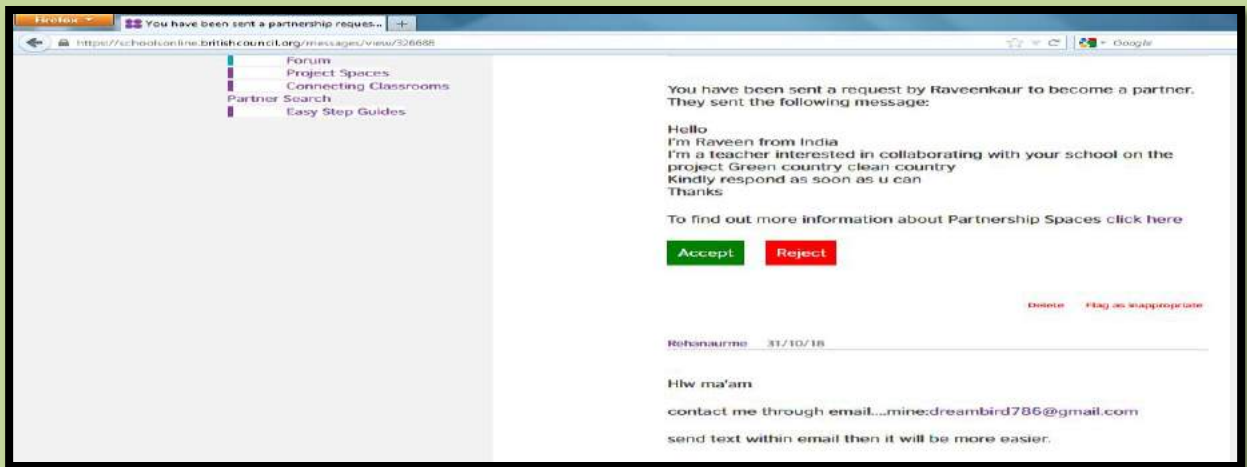
INDIA

(COLLABORATIVE)

BANGLADESH



We received a positive response from **Boldi Ideal Multilateral School, Bangladesh**



Teachers planning for the execution of the project.

In school staff room




Surfing modules and educational videos on net.



IN
COMPUTER
LAB

IN
RESOURCE
CENTRE



**Teachers explaining the aims and objectives
of the project-
'CLEAN COUNTRY GREEN COUNTRY'
to the students in the classrooms.**



1. Area wise cleaning

Students were assigned different areas in the school according to their roll nos.

JASPAL KAUR PUBLIC SCHOOL
Shalimar Bagh, Delhi

AREA WISE CLEANING DUTY CHART 2018-2019

CLASS: VI C

MONTH: OCTOBER

S. NO.	Venue	(Mon, Tues, Wed) Roll Nos.	(Thurs, Fri, Sat) Roll Nos.
1	I Floor	1,45	23
2	II Floor (Library Area)	2,3	24,25
3	II Floor (Classes IV, VII Area)	4	26
4	III Floor (Top Floor- Classes VI, VII)	5, 6	27, 28
5	Staircase (Councillor's room to top floor)	7,8	29,30
6	Staircase (Sports room to II Floor)	9	31
7	Nursery quadrangle	10	32
8	Gate & Park Area	11, 12	33, 34
9	Canteen + Assembly Area + Badminton Court Area	13, 14, 15	35, 36, 37
10	Bus Area + basketball court	16, 17, 18	38, 39, 40
11	Playground	19, 20, 21, 22	41, 42, 43, 44

TEACHER CO-ORDINATORS

1. MRS. NEENA ARORA
2. MRS. POONAM SAGAR SINGH

JASPAL KAUR PUBLIC SCHOOL
Shalimar Bagh, Delhi

AREA WISE CLEANING DUTY CHART 2018-2019

CLASS: VI D

MONTH: NOVEMBER

S. NO.	Venue	(Mon, Tues, Wed) Roll Nos.	(Thurs, Fri, Sat) Roll Nos.
1	I Floor	1,45	23
2	II Floor (Library Area)	2,3	24,25
3	II Floor (Classes IV, VII Area)	4, 46	26
4	III Floor (Top Floor- Classes VI, VII)	5, 6	27, 28
5	Staircase (Councillor's room to top floor)	7,8	29,30
6	Staircase (Sports room to II Floor)	9	31
7	Nursery quadrangle	10	32
8	Gate & Park Area	11, 12	33, 34
9	Canteen + Assembly Area + Badminton Court Area	13, 14, 15	35, 36, 37
10	Bus Area + basketball court	16, 17, 18	38, 39, 40
11	Playground	19, 20, 21, 22	41, 42, 43, 44

TEACHER CO-ORDINATORS

1. MRS. NEENA ARORA
2. MRS. POONAM SAGAR SINGH

Area wise cleaning by students



ASSEMBLY
HALL

CANTEEN
AND BASKET
BALL COURT





STAIR
CASES

2. WASTE SEGREGATION


Teachers sensitizing the students about benefits of waste segregation with the help of smartclass modules.



Students exploring various methods of waste segregation from reference books in the library.



Jaskirat Singh and Tanmay Arora reading about different kinds of waste and its effective management.



TEACHERS EXPLAINING THE CONCEPT OF BLUE AND GREEN BINS




Students segregating the waste and appreciating its relevance for a greener environment.



3. AWARENESS DRIVE

Say No To Plastic

Students designing posters and placards in the Art room.







Eco club prefects spreading the message of reducing the use of plastic and explaining its adverse effects on Earth.



Students reading about composting and collecting information from internet



Teachers explaining the concept of composting through video.



Students learning the concept of composting in their respective classrooms.



Few screen shots of Video on composting that were shown to the students.



READY FOR THE COMPOST MAKING ACTIVITY



Students brought the material for composting,
as per the circular given.



STUDENTS GOING TO THE SCHOOL GROUND FOR COMPOSTING



THE ACTIVITY WAS DONE UNDER THE
GUIDANCE OF SCIENCE TEACHERS AND
SCHOOL GARDENER.



Students selected earthen pots for composting and putting the materials in them.



After some days manure was ready in the pots.

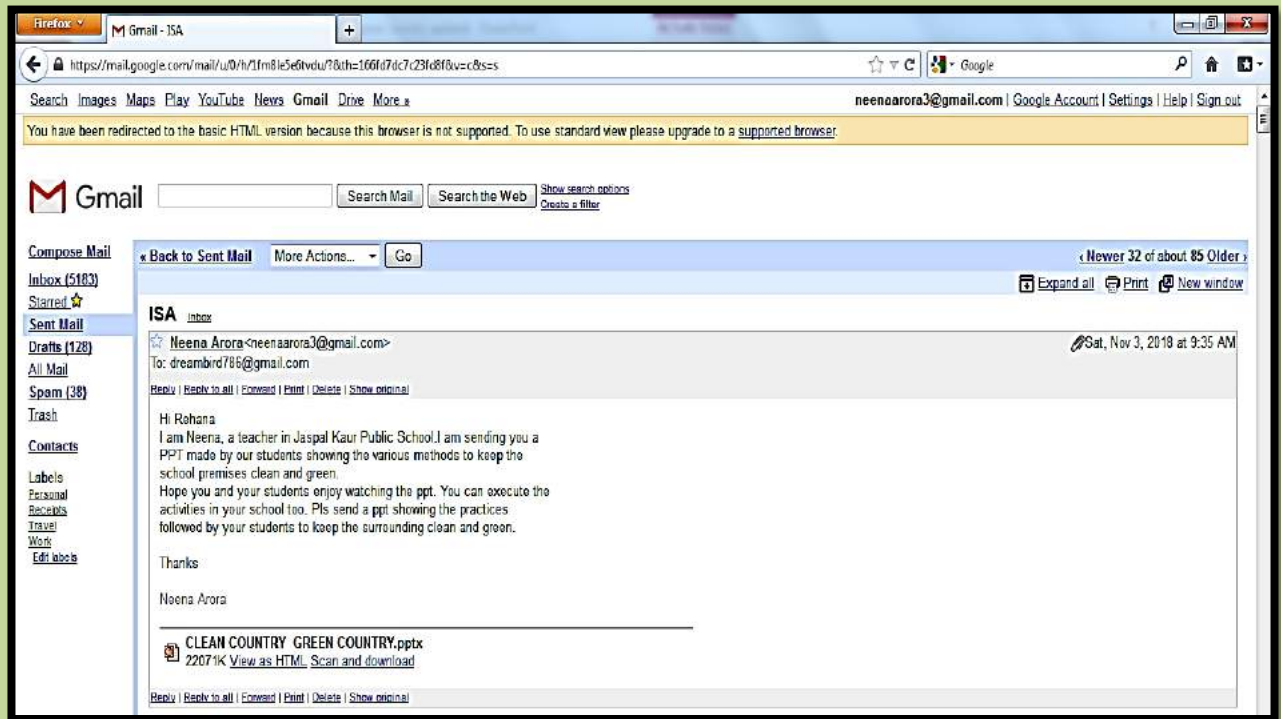
PREPARATION OF PPT BY THE STUDENT COORDINATORS TO BE SENT TO THE PARTNER SCHOOL IN BANGLADESH.



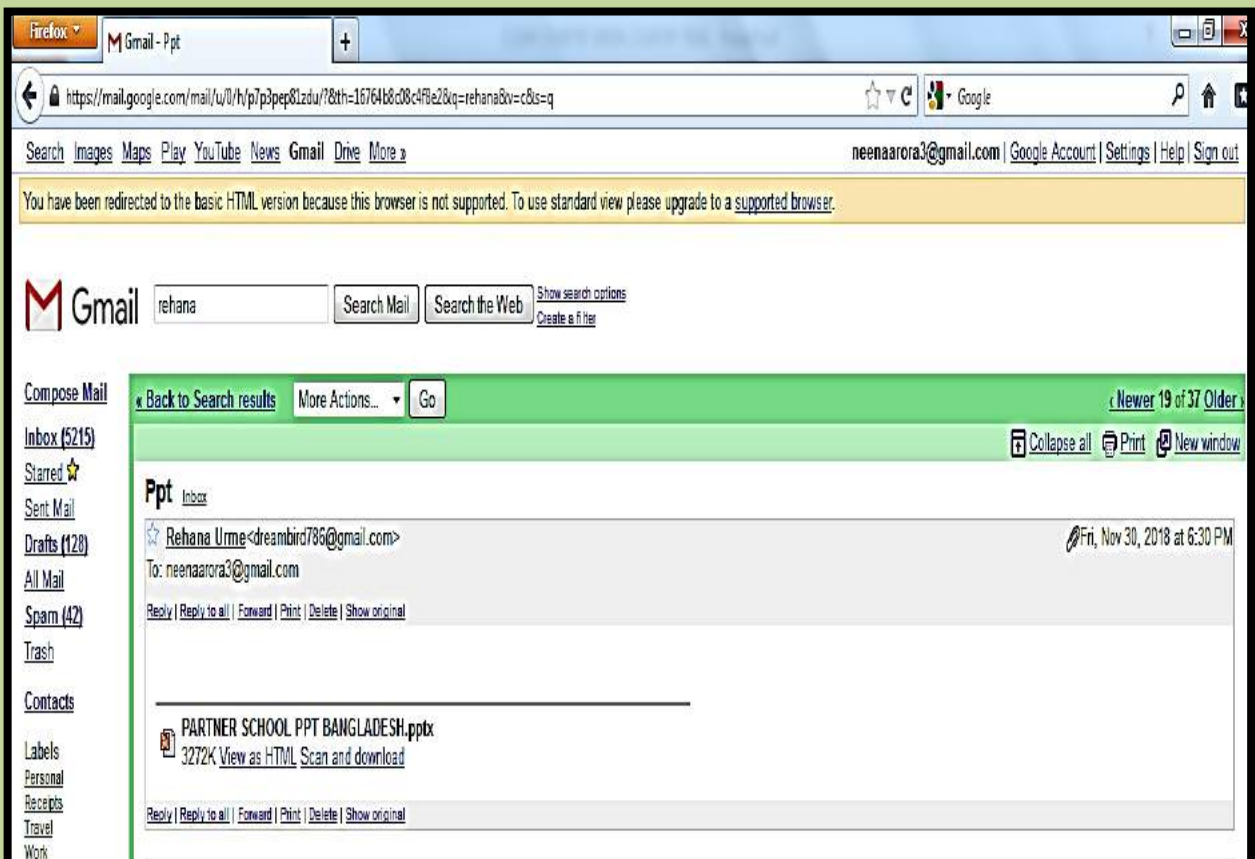
Mrs Neena Arora guiding the students for making PPT.

Japneet Singh and Yogya Sharma of class VIIIB making the PPT in the computer lab.



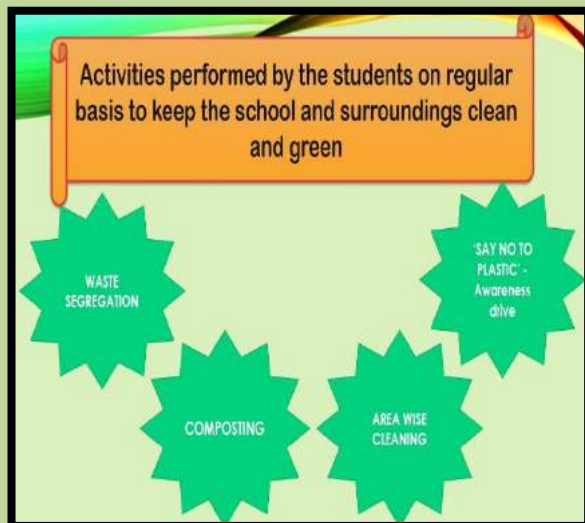
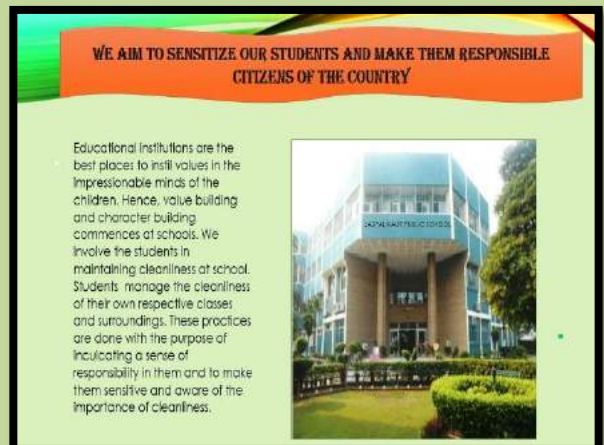


EXCHANGE OF PPT WITH PARTNER SCHOOL IN BANGLADESH



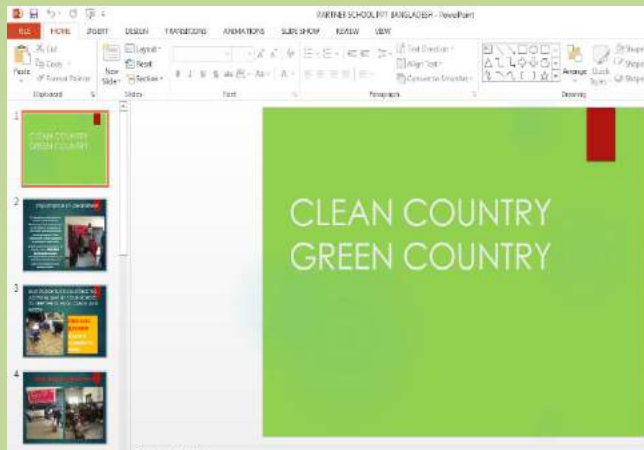
PPT SENT TO THE PARTNER SCHOOL

Screen shots of the PPT



PPT RECEIVED FROM THE PARTNER SCHOOL

Screen shots of the PPT



Importance of cleanliness

The importance of cleanliness in our lives cannot be denied. Maintaining a clean environment is for the health of all humans, as their health completely depends on the atmosphere. A bad environment is solely responsible for spoiling the health of the people around. Dirt and disease go together. We at **BOLD IDEAL MULTILATERAL SCHOOL** encourage students as well as staff members to maintain clean and green surroundings by doing various activities.



OUR STUDENTS CONDUCTING THE ACTIVITIES SENT BY YOUR SCHOOL TO KEEP THE SCHOOL CLEAN AND GREEN



**AREA WISE
CLEANING
STUDENTS
CLEANING THE
STAIRS**

AWARENESS DRIVE – SAY NO TO PLASTIC



Cleaning the class rooms



Activities done by our students to keep the surroundings clean and green- Tree plantation



REPORT WRITING ON TREE PLANTATION



Our students enjoyed your activities.

Hope you like activities conducted by our students and execute them in your school
Thank you



Our students
watching the ppt
received from the
partner school.



Activities conducted by our students based on the methods of partner school 'CLEANLINESS DRIVE'

1. TREE PLANTATION DRIVE



2. WATERING THE PLANTS



3. REPORT WRITING ON TREE PLANTATION

Understand and appreciate the cleanliness practices followed in partner school.



SCANNED COPIES OF REPORT WRITING ON TREE PLANTATION

Topic _____ Date 13.12.18 Page No. _____

REPORT WRITING ON TREE PLANTATION DRIVE

As a part of USA Activity, a tree plantation drive was held in our school on 13.12.18. The importance of trees for all the living beings on earth can't be described by using words. They keep the air clean and fresh by reducing global warming by absorbing carbon dioxide from air. Starting from food items to most of the things we use in our daily life, trees play a vital role in our existence. It's a matter of pride to me to contribute in the greenery of environment by planting trees. I promise myself that I will take care of planted saplings as well as motivate others to plant trees.

Karanpreet Kaur
Class - V1C

Topic _____ Date 13.12.18 Page No. _____

REPORT WRITING ON TREE PLANTATION DRIVE

Tree plantation also known as 'afforestation' means planting trees in a planned way. It is very important to save our Earth. Keeping this in mind a tree plantation drive was held in our school on 13.12.18. It was a part of USA activity. We planted many saplings in our school. Trees are known as 'nature purifiers'. They keep the air fresh and clean. Apart from food items they give us many other useful things like rubber, paper, gum, medicines, sap wood for furniture and clothes. They absorb CO₂ and give us O₂ without which we can not live. After this activity I also planted two saplings in the park near my home. I promise to water them daily.

Khushi Verma
V1-C

4. MAKING FLOWERS WITH PAPERS

Students making flowers from different types of papers, thus spreading the message to maintain beauty of the surroundings.



Excited students showing the beautiful flowers made by them.



SCANNED COPIES OF COMPARATIVE STUDY CHARTS

Topic: Hannoor Kaur 6th A Date: 21-12-18

ISA ACTIVITY

CLEAN COUNTRY GREEN COUNTRY

Comparative study between Cleanliness practices followed in our school and partner school in Bangladesh

JKPS	Boldi Tatal Multilateral School
<p>Our class prefects from our school participated in an awareness drive in which they made them on daily basis. They are aware about the harmful effects of plastic on living beings. They also tell us about the alternatives of plastics like to use cloth or jute bags while shopping.</p>	<p>Students of partner school planted trees and water plants in their school premises. They give us food, medicine, and other things. They also tell us about the importance of oxygen. We should plant more and more trees and promise to take care of them.</p>

CONCLUSION - Such type of eco friendly activities will definitely lead to a clean and green surroundings for the future generations.

ILEX-4

Topic: Barinpreet Kaur 6th B Date: 21-12-18

ISA ACTIVITY

CLEAN COUNTRY GREEN COUNTRY

COMPARATIVE STUDY BETWEEN CLEANLINESS PRACTICES FOLLOWED IN OUR SCHOOL WITH PARTNER SCHOOL IN BANGLADESH

JKPS	BOLDI IDEAL MULTILATERAL SCHOOL
<p>Making compost is a regular practice followed by students of different classes. We brought biodegradable kitchen waste from our home and put them in earthen pots. This precious waste gets converted into manure after few days. This manure is given in plants for their better growth.</p>	<p>Students from partner school made flowers with paper. This has given us a message not to flush flowers as they add beauty to the surroundings. We can make flowers from used paper to decorate our home.</p>

CONCLUSION - From the above activity it is concluded that efforts of the students from both the schools will lead to a clean and green surroundings.

ILEX-4

Topic: Ranya Gupta VI-A Date: 21-12-18

ISA ACTIVITY

CLEAN COUNTRY GREEN COUNTRY

Comparative Study between Cleanliness practices followed in our school and partner school in Bangladesh.

JKPS	Boldi Ideal Multilateral School
<p>In our school we follow the practice of area wise cleaning and waste segregation on daily basis. Blue and green bins are kept in school premises at different places to segregate biodegradable and non biodegradable waste.</p>	<p>Students of Partner school have done a tree plantation drive. They planted saplings in their school premises. Trees are the precious gift of nature to mankind. By planting trees they are helping to spread greenery on Earth.</p>

CONCLUSION - Students of both the school are working hard to spread greenery on Earth and reduce the load of waste on it.

SALONI I

Topic: MANVEER SINGH 6-B Date: 21-12-18

ISA ACTIVITY

CLEAN COUNTRY GREEN COUNTRY

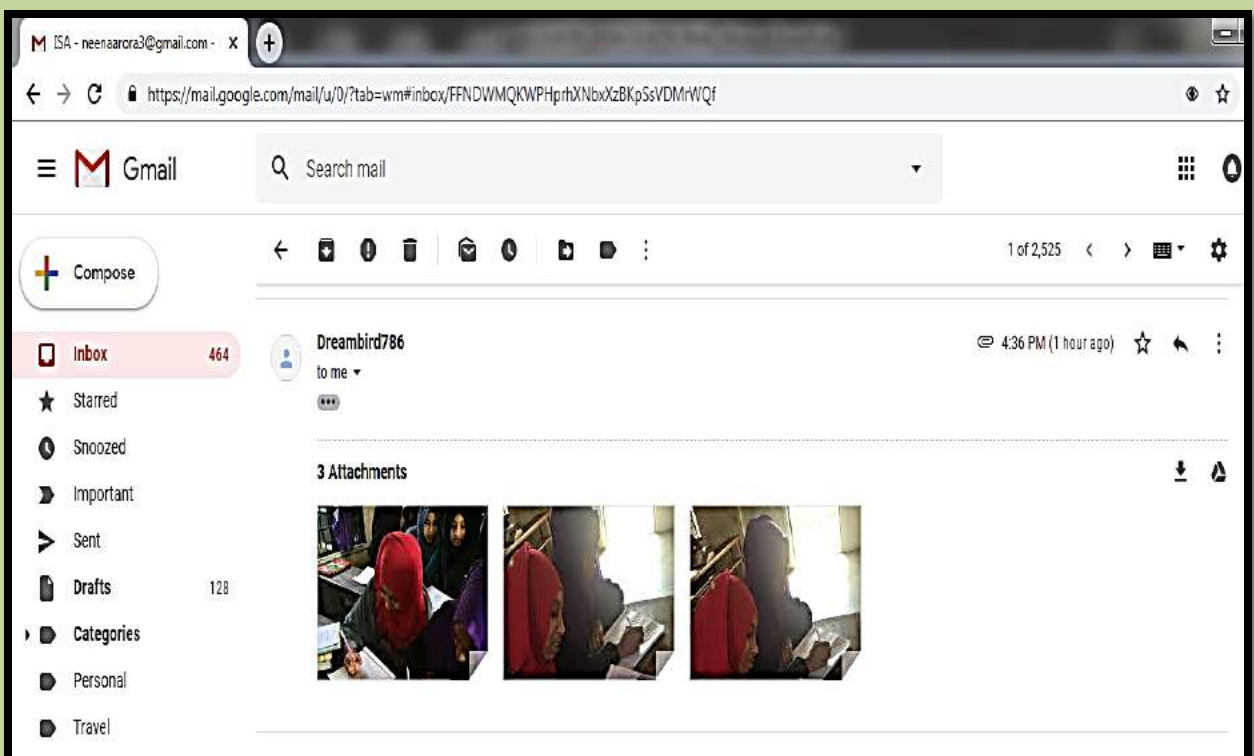
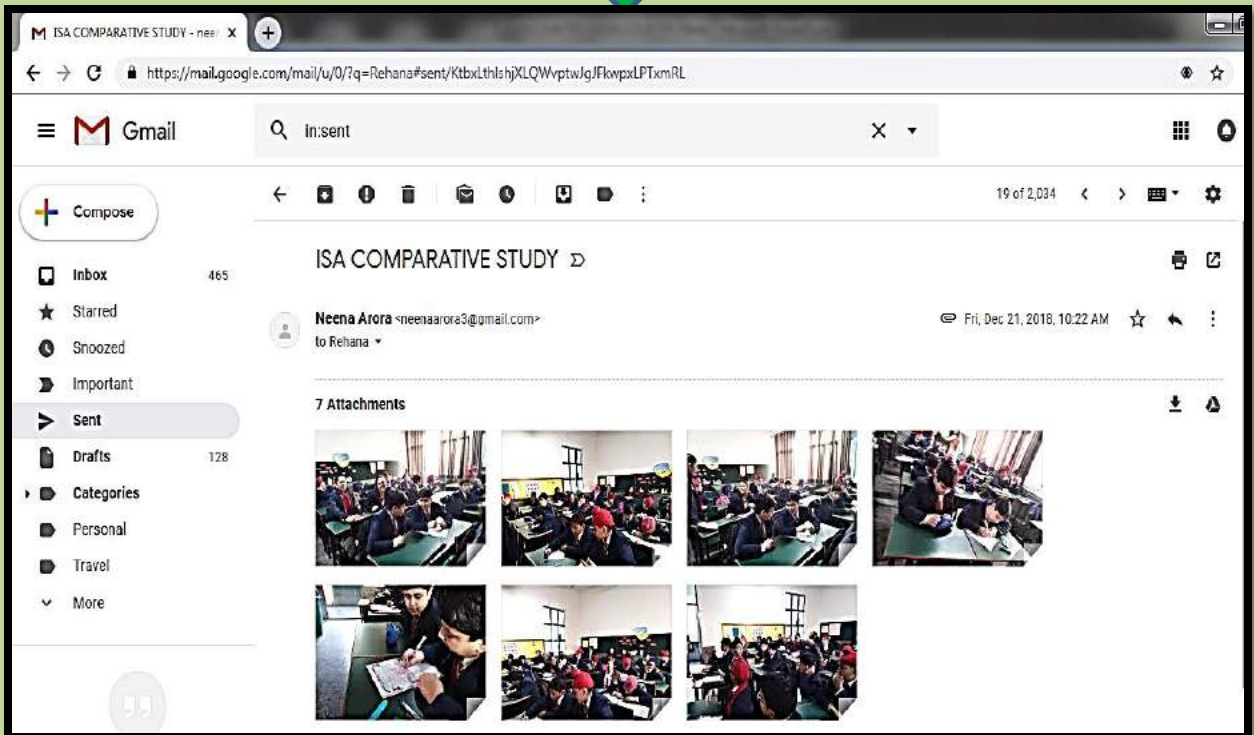
Comparative Study between Cleanliness practices followed in our school and partner school in Bangladesh.

JKPS	BOLDI IDEAL MULTILATERAL SCHOOL
<p>We in our school follow different practices like waste segregation, making compost etc. which sensitized us towards our nature. We follow these methods at our home also.</p>	<p>Students in partner school follow practices like tree plantation which is very helpful in keeping our environment clean and green. Life on Earth cannot exist without plants. So by planting trees we support different life forms on Earth.</p>

CONCLUSION - Both the schools have a good exchange of activities and acquired new innovative methods to keep the country clean and green.

ILEX-4

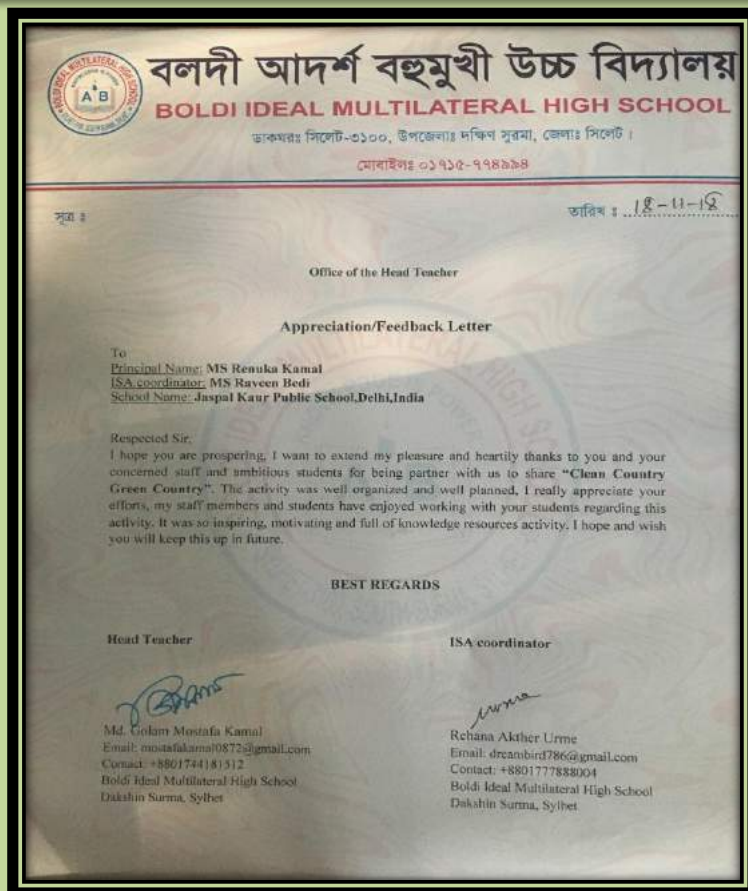
A comparative study of the cleanliness practices followed in both the schools were exchanged



Students from partner school doing Comparative Study



WORDS OF APPRECIATION RECEIVED FROM THE PARTNER SCHOOL



SPECIAL ASSEMBLY

A special assembly on the importance of cleanliness was conducted by the students of classes VII A & VII B which included

A. Speech on 'Clean Country Green Country'.

B. Importance of 5R's of waste hierarchy.

C. Skit depicting the importance of cleanliness in daily life.

D. Dance performance "The Earth is my Home".

E. Pledge to keep school and country clean and green.

Teacher coordinator for the assembly
briefing about the events.



EXPLAINING SCRIPT OF THE SKIT AND PLEDGE




BRIEFING ABOUT 5R'S OF WASTE HIERARCHY

SPECIAL ASSEMBLY – PREPARATION PHASE CONTINUES



**PRACTICING THE
DANCE STEPS**



**LEARNING THE
PLEDGE**

Preparing Green Board for the assembly



The 5R's of waste hierarchy (REDUCE, REUSE, RECYCLE, REFUSE & ROT)

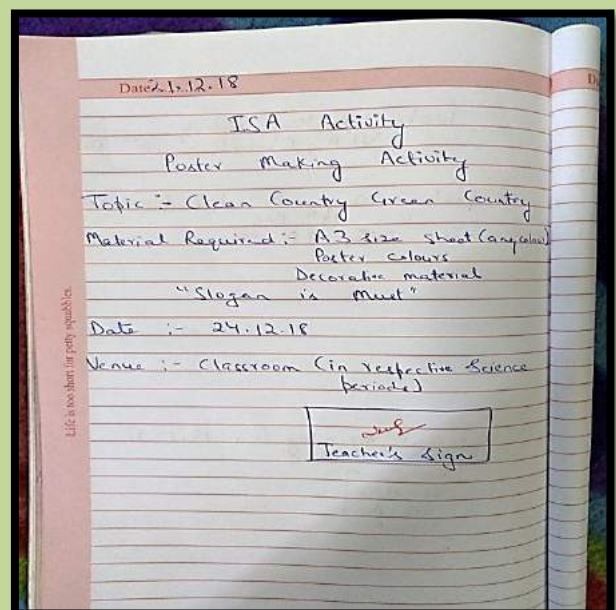
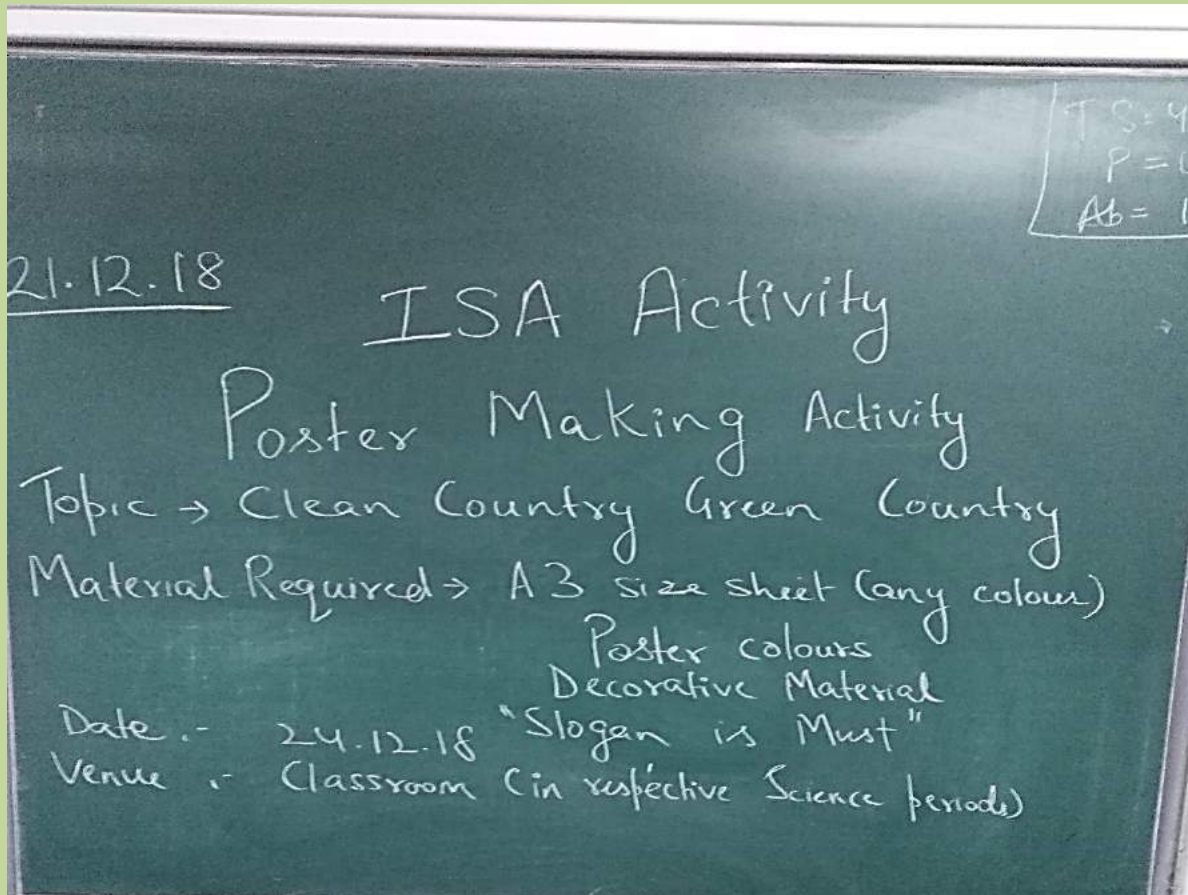


Skit performed by the students in the assembly to spread the awareness on Importance of Cleanliness





POSTER MAKING ACTIVITY

DIARY NOTE GIVEN TO THE STUDENTS



Students designing posters on the topic “Clean Country Green Country”






Beautiful posters created by the students

Naina Sharma
VI A



Simarpreet Singh
VI C


Scanned copies of the posters



Tavleen Kaur Bhaogal—VI B



Jyotsna—VI C



Prabhav Mehra -VI A

Informative posters made by students



Akshay
Tomar
VI D


Simran
Kaur
VI A



Reet
Sethi
VI B



FEEDBACK FORMS BY STUDENTS

 **STUDENT EVALUATION OF INTERNATIONAL ACTIVITY**


Name: Tanviraj Singh Std: VII-D
 Title of activity: CLEAN COUNTRY GREEN COUNTRY

What have you enjoyed most about this activity? What did you like best?
I liked the activity of composting as it has given me a good idea to deal with the biodegradable waste.

What new ideas or information have you learned from this activity?
It was a learning experience to know how to segregate waste and dispose off biodegradable waste in an effective manner.

What have you least enjoyed or found some difficulty with?
There was nothing that was least enjoyed. I would surely try to make a compost pit in my garden.

Thank you for your time and comments.

 **STUDENT EVALUATION OF INTERNATIONAL ACTIVITY**


Name: Gurleen Kaur Std: VI-A
 Title of activity: Clean country, Green country

What have you enjoyed most about this activity? What did you like best?
I enjoyed making PPTs for the project as I have technical bent of mind.

What new ideas or information have you learned from this activity?
The activity sensitised me about my responsibilities towards Mother Earth.

What have you least enjoyed or found some difficulty with?
The activity was enriching and enjoyable. There was nothing that I disliked.

Thank you for your time and comments.

 **STUDENT EVALUATION OF INTERNATIONAL ACTIVITY**


Name: Jyotsna Singh Std: VII-B
 Title of activity: Clean Country green country

What have you enjoyed most about this activity? What did you like best?
As I am an artistic person, I love to design posters and making Pla cards, so I enjoyed making posters for SAY NO TO PLASTIC Awareness Drive.

What new ideas or information have you learned from this activity?
I learned the dangers caused by plastics on Earth and on various living beings. I have minimized the use of plastic at home and motivated others for the same.

What have you least enjoyed or found some difficulty with?
I enjoyed all activities and didn't face any problem.

Thank you for your time and comments.

 **STUDENT EVALUATION OF INTERNATIONAL ACTIVITY**

Name: PRISHA MAHESHWARI Std: 6-B
 Title of activity: CLEAN COUNTRY, GREEN COUNTRY

What have you enjoyed most about this activity? What did you like best?
I enjoyed all the activities of this project but I liked the kit performed in the morning assembly as it conveyed the message of keeping the surrounding neat and clean.

What new ideas or information have you learned from this activity?
The activity has given us new and innovative ideas to deal with different types of waste.

What have you least enjoyed or found some difficulty with?
No, I did not find any difficulty.

Thank you for your time and comments.

FEEDBACK FORMS BY PARENTS

 **BRITISH COUNCIL 70 YEARS IN INDIA**

PARENT/ GUARDIAN EVALUATION OF INTERNATIONAL ACTIVITY

Name: Sonia Kaur
 Title of activity: Clean country Green country Date: 17-1-19

Please comment on the impact this activity has had on your child:
 The activity had a good impact on my daughter. It increased her awareness on various environmental issues.

If you have been directly involved in this activity please comment on the impact this activity has had on you:
 I gave suggestions to my daughter for making the ppt.

Any other comments?
 Keep up the good efforts! Hope the school conducts such more activities in future.

Thank you for your time and comments.

 **BRITISH COUNCIL 70 YEARS IN INDIA**

PARENT/ GUARDIAN EVALUATION OF INTERNATIONAL ACTIVITY

Name: Mrs. Touseef Kaur
 Title of activity: Clean Country Green Country Date: 17-1-19

Please comment on the impact this activity has had on your child:
 The activity has helped my child in increasing her awareness about different methods of waste segregation. For example - she forced me to keep blue and green bins at our home too.

If you have been directly involved in this activity please comment on the impact this activity has had on you:
 As a parent, I feel so proud that the school has taken great efforts to make the students aware of various environmental issues.

Any other comments?
 May God bless the entire IJPS family for such a wonderful activity.

Thank you for your time and comments.

 **BRITISH COUNCIL 70 YEARS IN INDIA**

PARENT/ GUARDIAN EVALUATION OF INTERNATIONAL ACTIVITY

Name: Mrs. Kanchan Rani
 Title of activity: Clean Country green Country Date: 17-1-19

Please comment on the impact this activity has had on your child:
 This is really a good activity. This activity widened the horizon of my child as after this activity, he started thinking about the different methods to keep the surroundings clean and green.

If you have been directly involved in this activity please comment on the impact this activity has had on you:
 Though I am not directly involved in this activity but I am really impressed by the thoughts and views of my child which were developed only after this activity.

Any other comments?
 It was a good and an amazing experience for the students. Such activity should be continued in future.

Thank you for your time and comments.

 **BRITISH COUNCIL 70 YEARS IN INDIA**

PARENT/ GUARDIAN EVALUATION OF INTERNATIONAL ACTIVITY

Name: Rajesh Arora
 Title of activity: Clean Country green Country Date: 17-1-19

Please comment on the impact this activity has had on your child:
 The activity has a great impact on my child. He has learnt the different methods to keep the surroundings clean and green.

If you have been directly involved in this activity please comment on the impact this activity has had on you:
 As a parent, I am very happy to see that my child is concerned to protect the earth. I have encouraged my child to explore his knowledge more on different ways of waste management.

Any other comments?
 -

Thank you for your time and comments.

FEEDBACK FORMS BY VISITORS

BRITISH COUNCIL 70 YEARS IN INDIA

VISITOR EVALUATION OF INTERNATIONAL ACTIVITY

Name: Mr. Arshay Kathuria Date: 19.12.18
 Title of activity: Clean Country Green Country (Special Assembly)

Please comment on the impact this activity has had on the students involved:

The students were able to understand the importance of cleanliness, and preserving our mother earth. By keeping the earth green and clean, they can build a better future.

Please comment on the impact this activity has had on yourself:

This activity leaves an impact that we are the one who should look forward to keep our surrounding clean and spread the message to everyone.

Any other comments?

Everything was well organised and showed efforts that everyone had put into it. Keeping our environment clean is the best message that one can forward.

Thank you for your time and comments.

BRITISH COUNCIL 70 YEARS IN INDIA

VISITOR EVALUATION OF INTERNATIONAL ACTIVITY

Name: Mrs. N. RAJASHEE KALA Date: 19.12.18
 Title of activity: CLEAN COUNTRY GREEN COUNTRY (Special Assembly)

Please comment on the impact this activity has had on the students involved:

The students understood the importance of clean and green environment, how cleanliness is important to them and why human beings should protect their environment. The pledge they took would've made them more responsible.

Please comment on the impact this activity has had on yourself:

The activity reinforced the need to save our environment. It made me think of how I can contribute towards a better clean and green world.

Any other comments?

Overall, the activity was well-coordinated. It gave an important message - save environment - through various activities like basket, dance performance etc.

Thank you for your time and comments.

BRITISH COUNCIL 70 YEARS IN INDIA

VISITOR EVALUATION OF INTERNATIONAL ACTIVITY

Name: Mrs. Meena Sethi Date: 19.12.18
 Title of activity: Clean country Green country (Special Assembly)

Please comment on the impact this activity has had on the students involved:

The importance of cleanliness is very well explained with the help of ppt. The presentation and the confidence level of students was excellent.

Please comment on the impact this activity has had on yourself:

The assembly has a great impact on me also. Earlier I was aware of only 3R's of waste management but the students explained about 5R's of waste hierarchy which was new for me.

Any other comments?

Well done! Keep up the good efforts.

Thank you for your time and comments.

BRITISH COUNCIL 70 YEARS IN INDIA

VISITOR EVALUATION OF INTERNATIONAL ACTIVITY

Name: Mrs. Simran Kaur Date: 19.12.18
 Title of activity: Clean Country Green Country (Special Assembly)

Please comment on the impact this activity has had on the students involved:

Importance of clean and green surroundings for a healthy living is very well explained by the students. They realised the importance of cleanliness and became more responsible for keeping the school premises clean.

Please comment on the impact this activity has had on yourself:

The activity motivated me also for keeping the surroundings clean. I learnt the new and innovative ways of segregating waste and started composting at my home.

Any other comments?

The activity was well organised and informative. I congratulate the teachers and students for their efforts.

Thank you for your time and comments.