



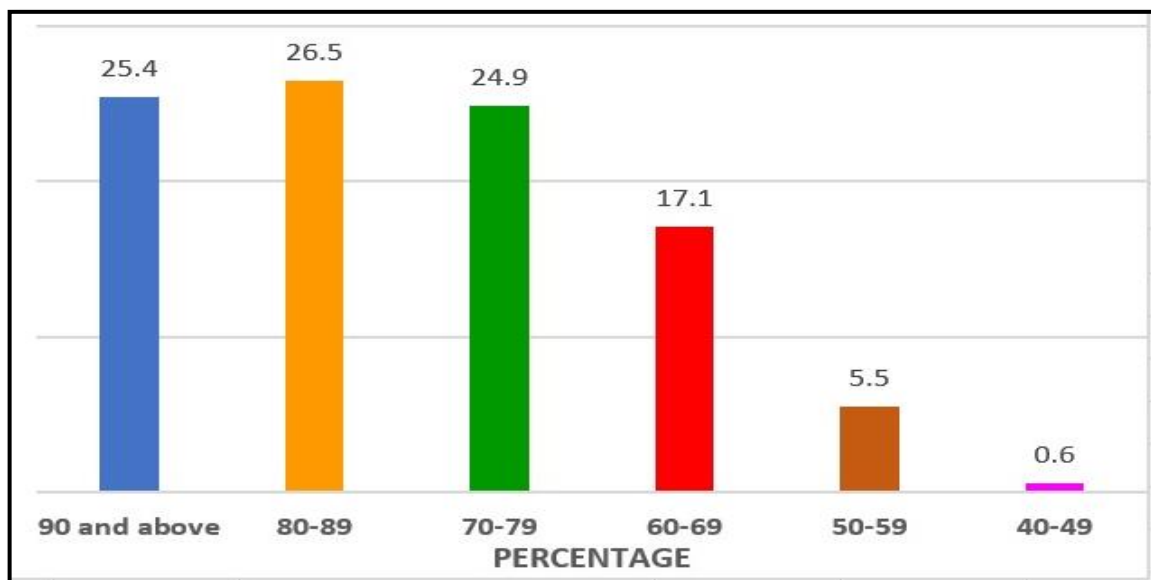
JASPAL KAUR PUBLIC SCHOOL

SECONDARY SCHOOL EXAMINATION CLASS X RESULT 2023

RESULT AT A GLANCE

TOTAL STUDENTS APPEARED	181
TOTAL NO. OF STUDENTS PASS	181
PASS %	100
TOTAL NO. OF STUDENTS SCORING 90% AND ABOVE	31
SCHOOL AVERAGE	79.74%

OVERALL RESULT







OVER ALL SCHOOL TOPPERS

Position	Name of Students	Marks	% of Marks
I	PULKIT SACHDEV	480	96
	TANVI KAPOOR	480	96
II	AANYA GUPTA	479	95.8
	AANYA KUMAR	479	95.8
	HARMAN KAUR	479	95.8
	SHUBHI DIXIT	479	95.8
III	MANKEERAT SINGH BHATIA	477	95.4
	NIMISHA GARG	477	95.4

SCHOOL TOPPERS

			
PULKIT SACHDEV 96% RANK 1	TANVI KAPOOR 96% RANK 1	AANYA GUPTA 95.8% RANK 2	AANYA KUMAR 95.8% RANK 2

		 MANKEERAT SINGH BHATIA	
HARMAN KAUR 95.8% RANK 2	SHUBHI DIXIT 95.8% RANK 2	MANKEERAT S BHATIA 95.4% RANK 3	NIMISHA GARG 95.4% RANK 3

DETAILS OF MARKS OF TOPPERS (FIRST)

	PULKIT SACHDEV (96%)	TANVI KAPOOR (96%)
SUBJECT	MARKS	MARKS
SOCIAL STUDIES	99	95
SCIENCE	95	96
HINDI	96	97
PUNJABI	-	-
ENGLISH	95	97
MATHEMATICS	95	95
AGGREGATE SCORE	480	480

DETAILS OF MARKS OF TOPPERS (SECOND)

	AANYA GUPTA (95.8%)	AANYA KUMAR (95.8%)	HARMAN KAUR (95.8%)	SHUBHI DIXIT (95.8%)
SUBJECT	MARKS	MARKS	MARKS	MARKS
SOCIAL STUDIES	97	97	98	94
SCIENCE	95	95	95	95
HINDI	95	-	-	96
PUNJABI	-	95	90	-
ENGLISH	97	97	98	95
MATHEMATICS	95	95	98	99
AGGREGATE SCORE	479	479	479	479

DETAILS OF MARKS OF TOPPERS (THIRD)

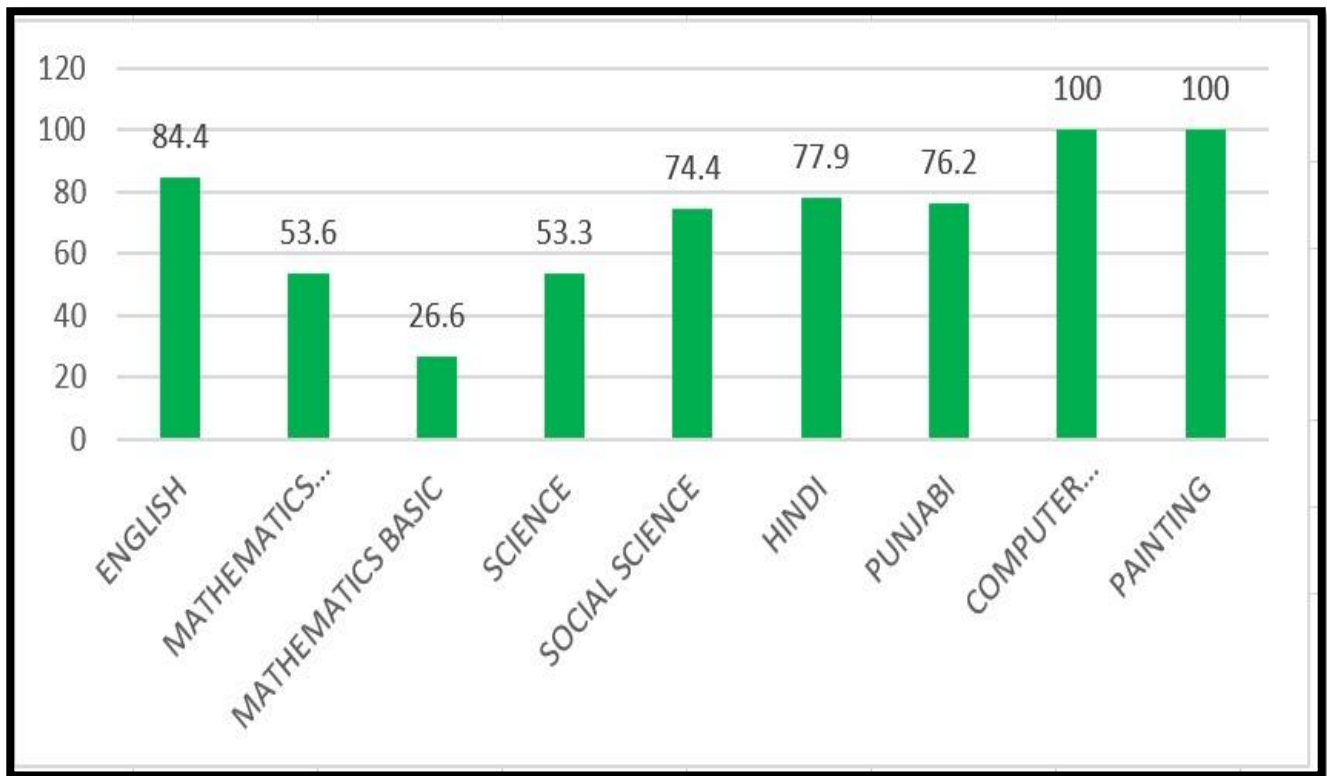
	MANKEERAT SINGH (95.8%)	NIMISHA GARG (95.8%)
SUBJECT	MARKS	MARKS
SOCIAL STUDIES	96	98
SCIENCE	95	95
HINDI	-	94
PUNJABI	89	-
ENGLISH	97	95
MATHEMATICS	100	95
AGGREGATE SCORE	477	477

SUBJECT TOPPERS

 <p>MANKEERAT SINGH BHATIA</p>			 <p>SIDAK SINGH SIKKA</p>
<p>MANKEERAT S BHATIA MATHEMATICS (100)</p>	<p>TANVI KAPOOR HINDI (97)</p>	<p>TARANJOT SINGH PUNJABI (97)</p>	<p>SIDAK SINGH SIKKA COMPUTER APPLICATION (91) & PAINTING (92)</p>
 <p>HARNOOR KAUR 09-08-2021</p>			 <p>HARNOOR KAUR 29.09.2021</p>
<p>HARNOOR KAUR ENGLISH (99) & SCIENCE (97)</p>	<p>SHREYA PACHORI ENGLISH (99)</p>	<p>PRABHAV SINGH ENGLISH (99)</p>	<p>HARNOOR KAUR ENGLISH (99)</p>
			
<p>PULKIT SACHDEV SOCIAL SCIENCE (99)</p>	<p>RISHITA LALWANI SOCIAL SCIENCE (99) & MATHEMATICS BASIC (96)</p>	<p>DRITI TOTLA SOCIAL SCIENCE (99)</p>	<p>SANCHIT JINDAL SOCIAL SCIENCE (99)</p>

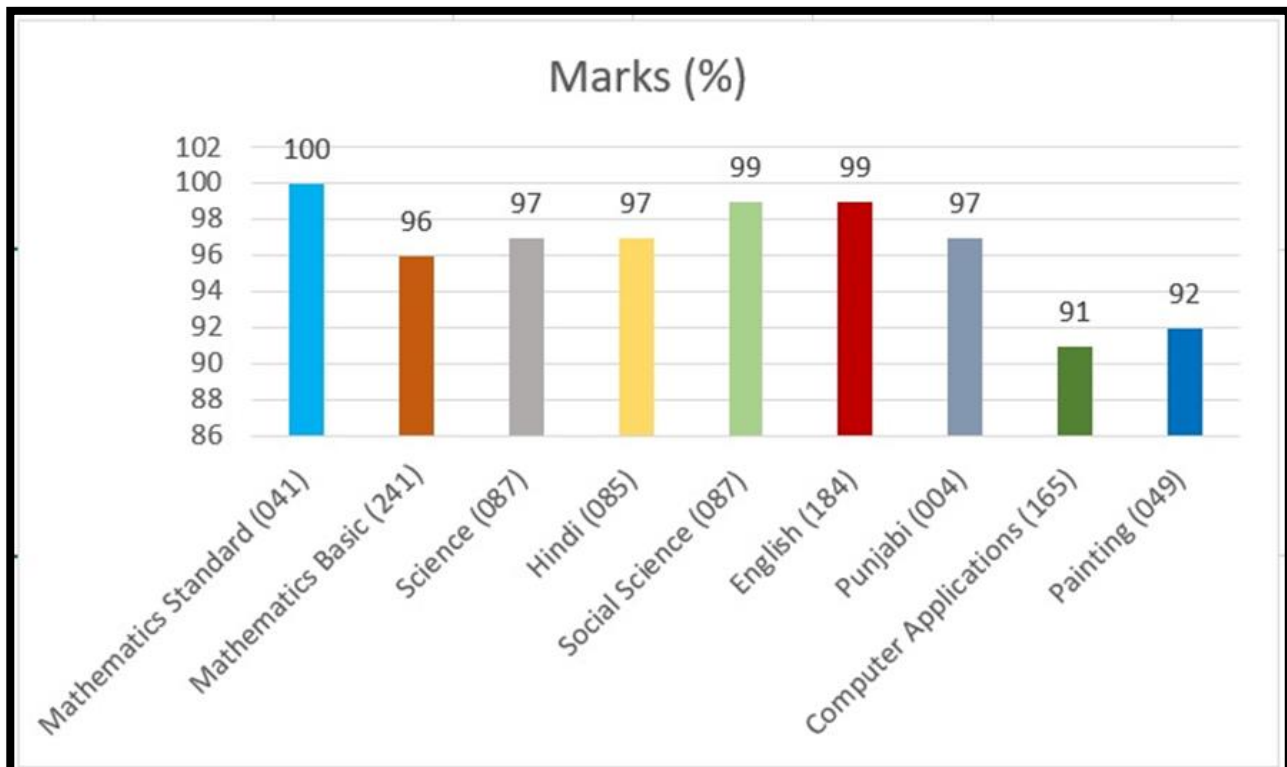
SUBJECT WISE DISTINCTIONS

SUBJECT	%
ENGLISH	84.5
MATHEMATICS STANDARD & BASIC	53.6 26.6
SCIENCE	53.3
SOCIAL SCIENCE	74.4
HINDI	77.9
PUNJABI	76.2
COMPUTER APPLICATIONS	100.0
PAINTING	100.0



HIGHEST SCORE IN INDIVIDUAL SUBJECTS

Subject Highest Score	Marks (%)
Mathematics Standard (041)	100
Mathematics Basic (241)	96
Science (087)	97
Hindi (085)	97
Social Science (087)	99
English (184)	99
Punjabi (004)	97
Computer Applications (165)	91
Painting (049)	92



A1+A2

	SUBJECT	A1+A2	
1	<i>English</i>	119	65.74%
2	<i>Mathematics Standard</i>	80	48.78%
	<i>Mathematics Basic</i>	8	53.33%
3	<i>Science</i>	83	45.85%
4	<i>Social Science</i>	89	49.17%
5	<i>Hindi</i>	30	34.88%
6	<i>Punjabi</i>	24	24.74%
7	<i>Computer Applications</i>	1	50%
8	<i>Painting</i>	2	100%

