



# INFORMATION TECHNOLOGY WEEK



26 JULY 2021 - 30 JULY 2021

# EVENTS AT A GLANCE

- A total of 7 events had been organised – one for each class level from **Class IV to X**

Sno	Class	Skill/ Activity	Teacher Coordinator
1	IV	Event – <b>Design a Beautiful Card</b> in MS Paint, for any occasion of your choice	Mr. C.P. Nayak Mrs. Shikha Chopra
2	V	Event – <b>Design a Newsletter</b> in MS Word	Mr. C.P. Nayak Mrs. Shikha Chopra
3	VI	Event- <b>Capture 'N' Present</b>	Mrs Madhu thirwani Mrs shikha chopra
4	VII	Event- <b>EXCEL and WORD</b> <b>[Comparative study with the help of a graph]</b>	Mrs Madhu thirwani Mrs Prabjot Kaur
5	VIII	Event- <b>CLICK &amp; CREATE</b> 1. Teaching Technology to My Grandparents 2. How I Help My Parents 3. My Organizing Skills 4. Nature and Environment	Mrs Madhu thirwani Mrs Prabjot Kaur
6	IX	<b>E-CARD OR E-CERTIFICATE DESIGNING</b>	Mrs Madhu thirwani Mrs Prabjot Kaur
7	X	<b>WEBSTE DESIGNING</b> or <b>BROCHURE DESIGNING FOR ADVERTISING A PRODUCT</b>	Mrs Madhu thirwani Mrs Prabjot Kaur

# IT WORKSHOPS

“ We need technology in every classroom and in every student and teacher’s hand, because it is the pen and paper of our time, and it is the lens through which we experience much of our world.”

- David Warlick

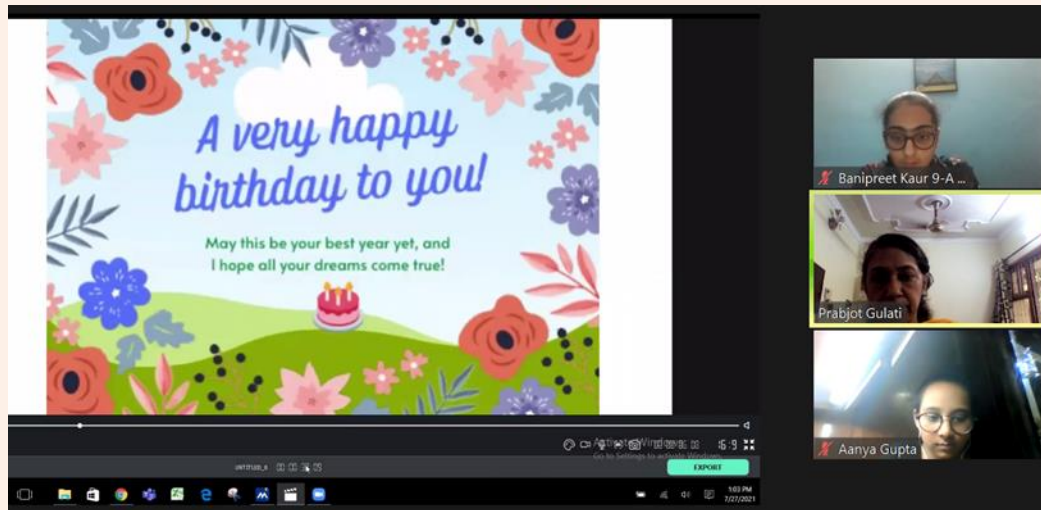
A total of 3 workshops were organised for **Classes IV to X**:





# IT WEEK 2021

The IT department conducted online IT Week for students of classes IV to X from JULY 26 to July 30, 2021 during their classroom time. The weekly activity session started with lot of zeal and enthusiasm. The students were geared up and were looking forward for various activities that educate, brighten and enlighten the young brilliant minds. They used this as an opportunity to express practically their learning in the field of IT and put forward their best creative ideas with a new feel. The activities were based on creative activities spread over various class.

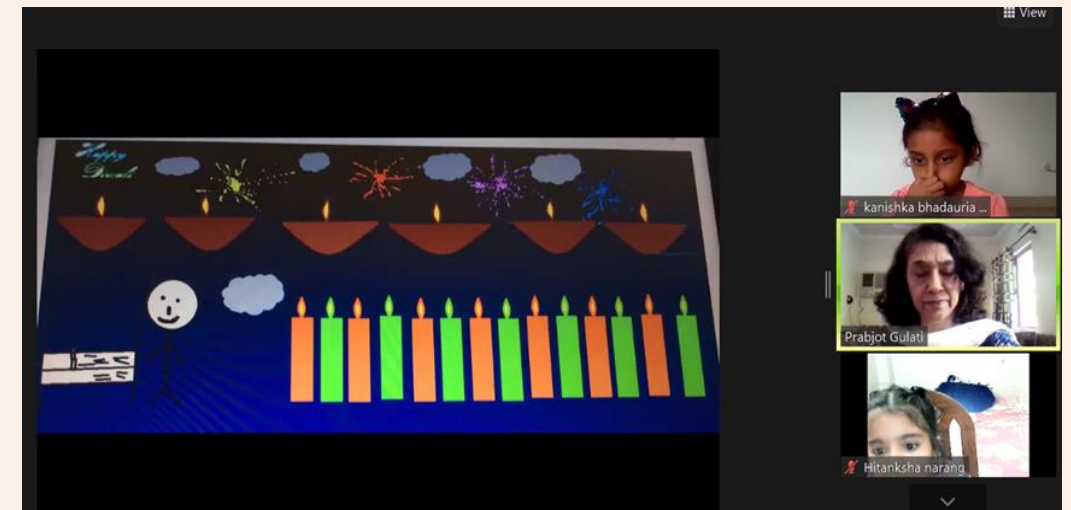
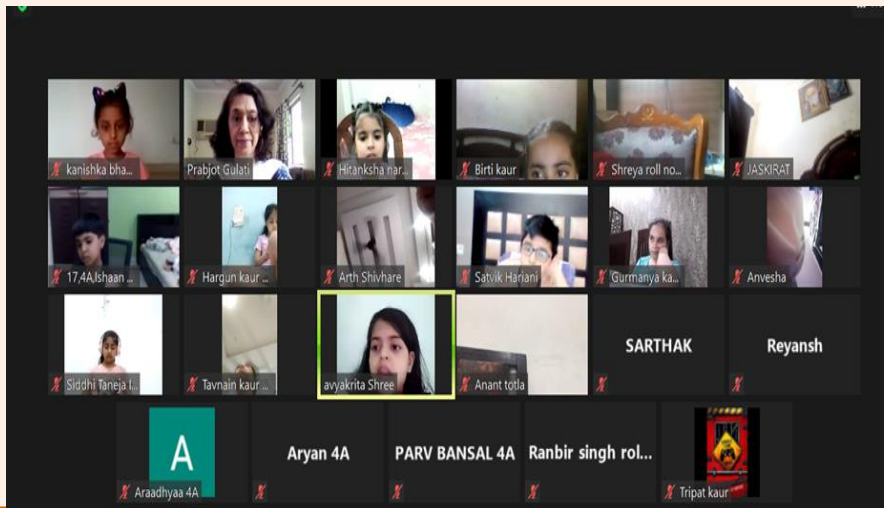


# Design A Card

## Class IV

Event – Design a Beautiful Card for any occasion of your choice, in Paint software using the following features:

- Shapes
- Fill Colour
- Text
- Copy Paste
- Brush





# Design a Newsletter

## Class V

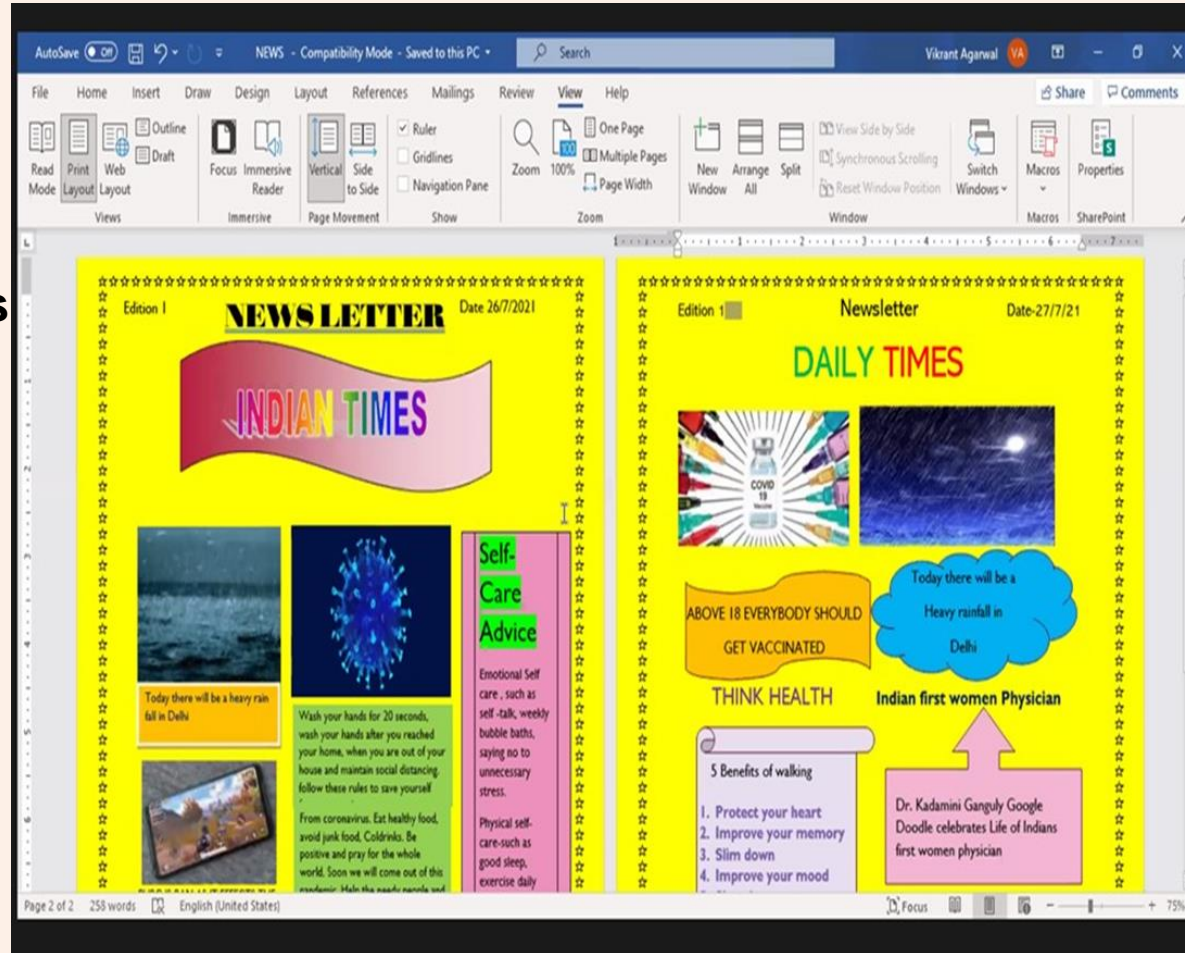


# Design a Newsletter

## Class V

Event – Design a Newsletter in MS Word Software using the following features:

- Shapes
- Page Colour
- Page Border
- Insert Textbox
- WordArt, Images





# Capture 'N' Present

## Class VI

The image shows a screenshot of a Microsoft Word document titled "IT WEEK CELEBRATIONS 2021" and a Zoom meeting interface. The Word document is open to a page titled "Class VI" and contains the following text:

**IT WEEK CELEBRATIONS 2021**

**Class VI**

Nature all around us has something to teach us.

Capture a picture worth a thousand words, depicting a lesson learnt from nature.

No filters and edits are allowed.

Insert this picture in word and write few lines on it.

**THE FEATURES USED WILL BE:**

- Shapes
- Page Colour
- Page Border
- Insert Text Box
- Word Art
- Images (you may add your own photos or download from internet)
- Drop cap
- Columns

The Zoom meeting interface shows a grid of participants. The participants listed are:

- D1 (Ditya kakka...)
- DAMANDEE...
- VANYA PAD...
- +21
- VANDITA KUKREJA
- Gurnoor Kaur (Guest)
- MANRAJ SINGH ANAND
- TANVI VIJHANI
- navsifti kaur
- PRABHNOOR KAUR
- GYAANA BHUTANI
- SPARSH
- GURVEER SINGH SANDHU

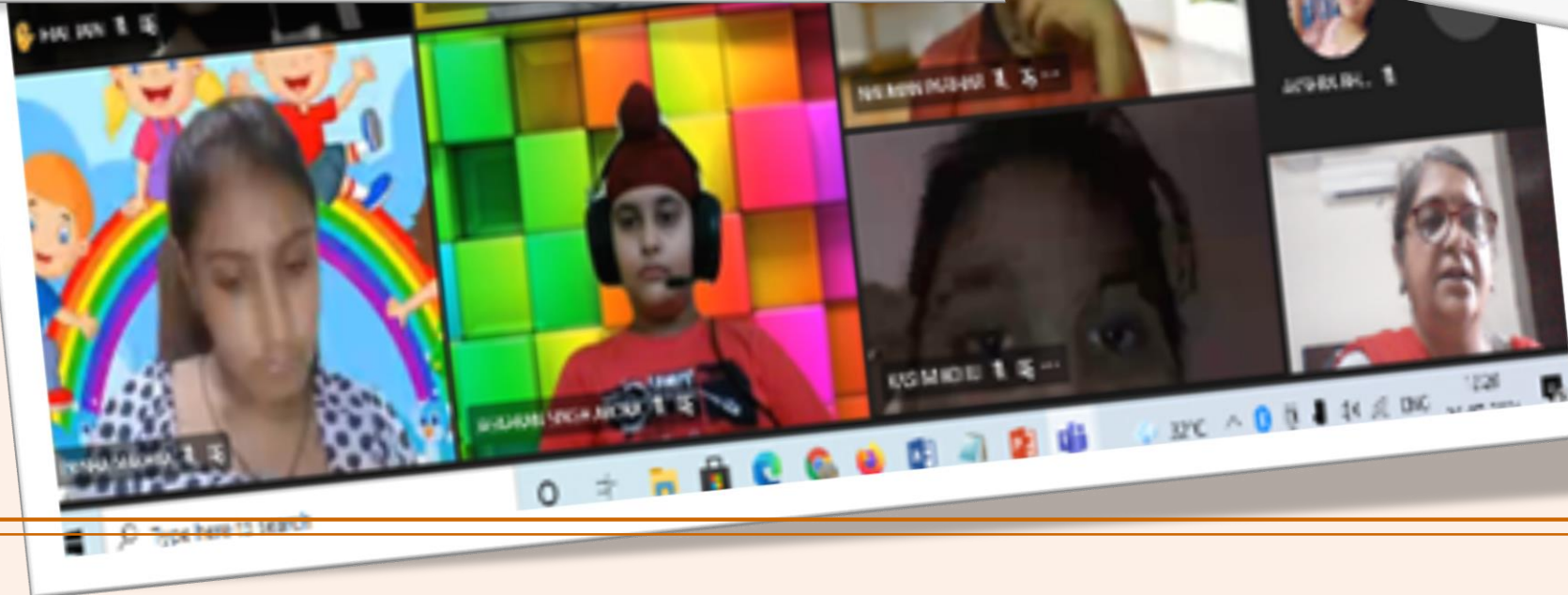
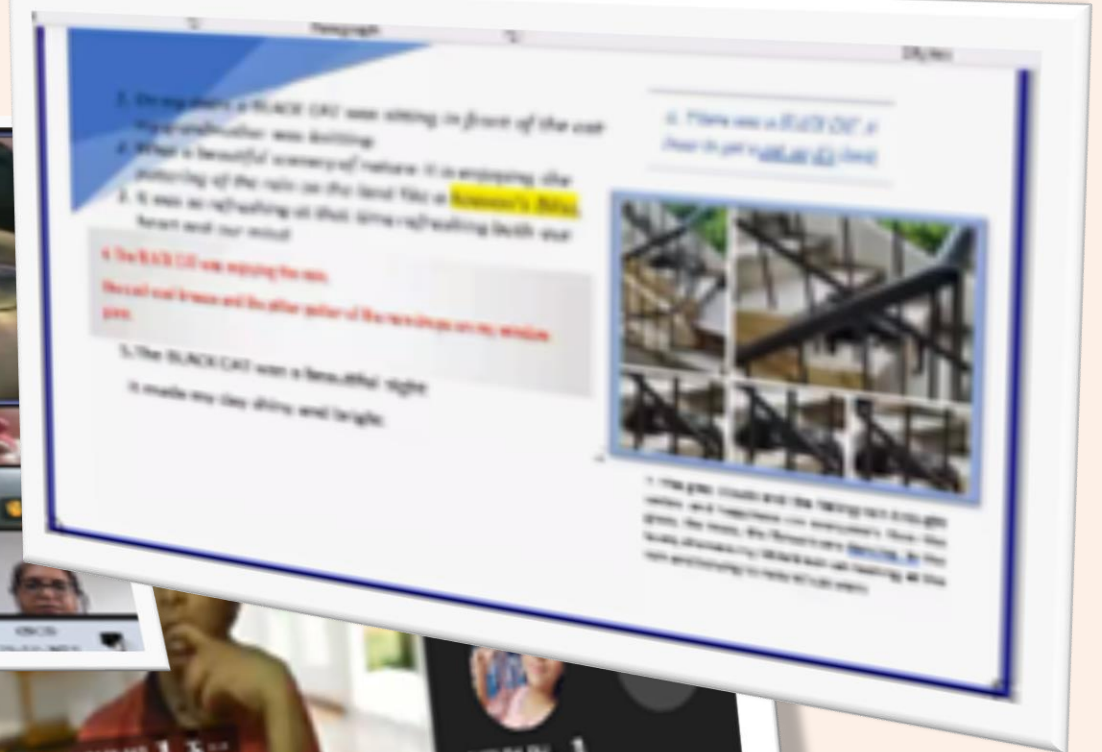
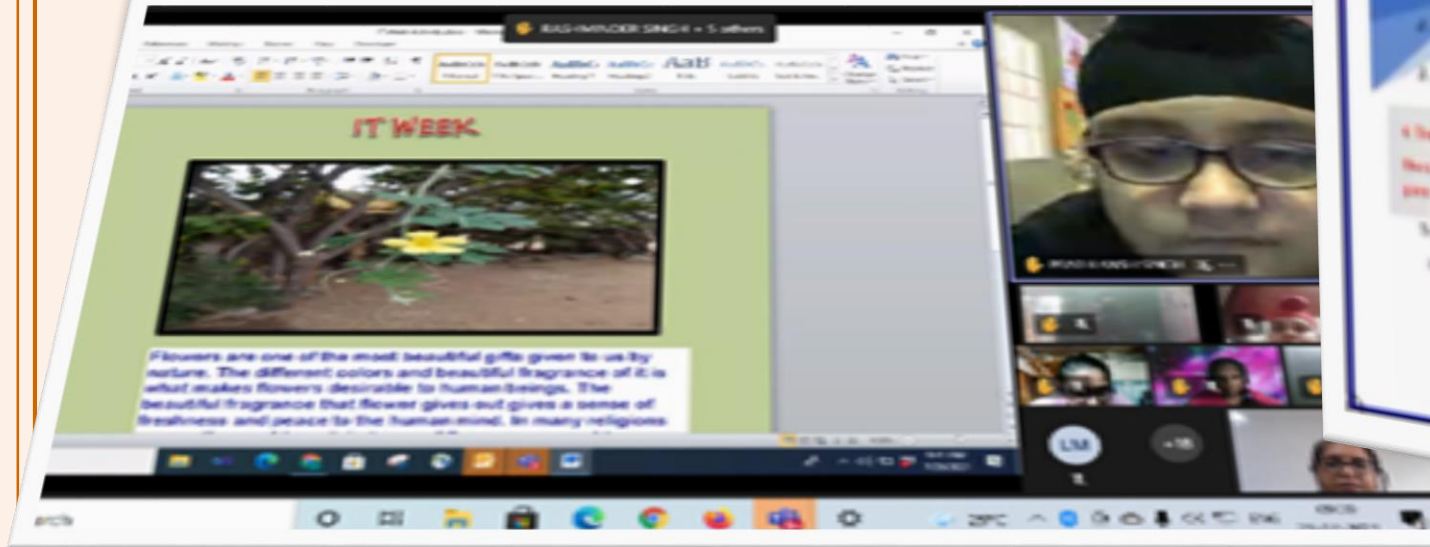
The Zoom meeting title is "6 B - COMPUTERS". The participants list on the right includes:

- Shikha\_Chopra (Organizer)
- Gurnoor Kaur (Guest)
- AAYUSH
- ADDITAYA GAJRA
- Anhadveer Singh (Guest)
- ARJUN SAHRAWAT
- Avneet Singh roll no. (Guest)
- CHESHTHA BHATIA
- DAANYA KAUR JOLLY

The Windows taskbar at the bottom shows the time as 08:59 on 26-07-2021, with a temperature of 30°C and light rain.



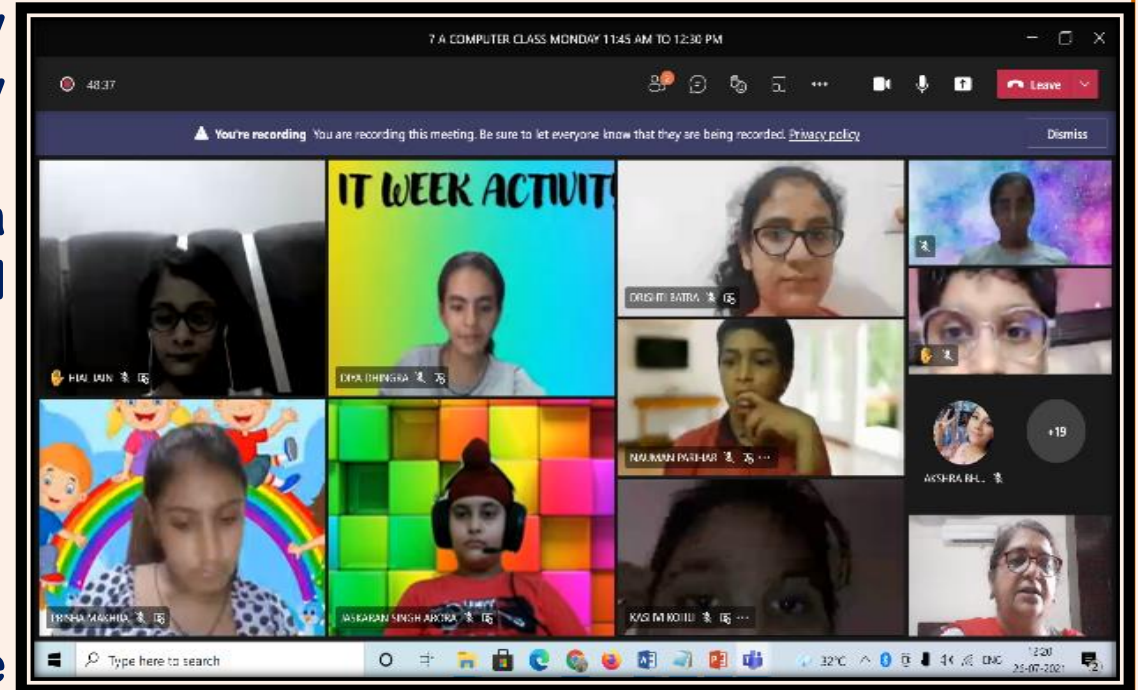
# Capture 'N' Present



# EXCEL and WORD

## Class VII

1. The Information Technology Week activity for class seven was to collect the electricity and water bills for the year 2020 -2021.
2. Using excel the students had to make a chart as to which month the water and electricity bill was maximum.
3. The students shared the ways that can be used to reduce the electricity and water bill. They also learnt how to save natural resources.
4. The students presented their work in the class and enjoyed sharing the activity.

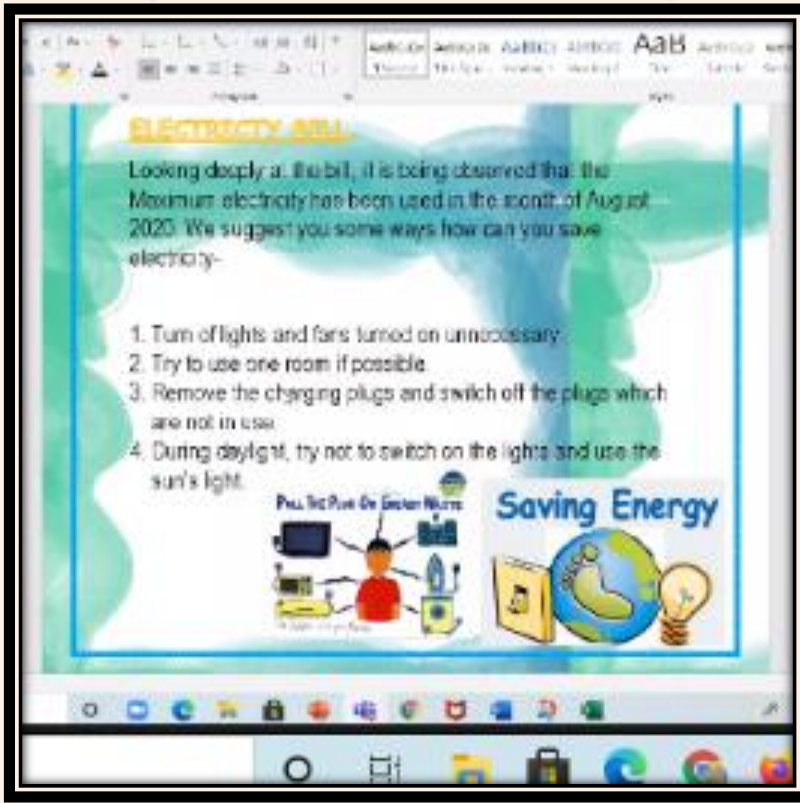




# EXCEL and WORD

## Comparative study with the help of a graph

Class VII



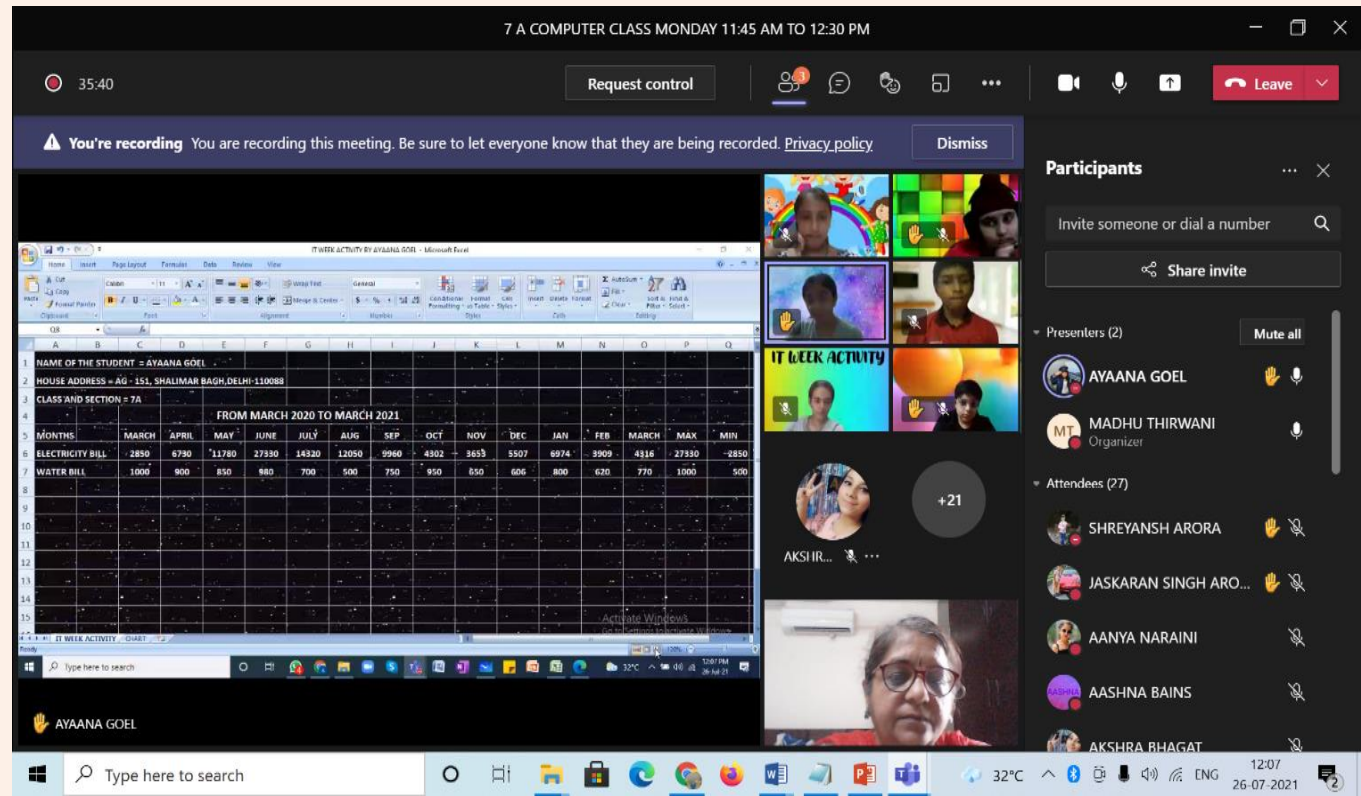
**ELECTRICITY BILL**

Looking deeply at the bill, it is being observed that the Maximum electricity has been used in the month of August 2020. We suggest you some ways how can you save electricity-

1. Turn off lights and fans turned on unnecessary
2. Try to use one room if possible
3. Remove the charging plugs and switch off the plugs which are not in use
4. During daylight, try not to switch on the lights and use the sun's light.

**Saving Energy**

Illustration showing a person saving energy by turning off lights and using natural light.



7 A COMPUTER CLASS MONDAY 11:45 AM TO 12:30 PM

35:40

**You're recording** You are recording this meeting. Be sure to let everyone know that they are being recorded. [Privacy policy](#) Dismiss

**Participants**

Invite someone or dial a number

Share invite

**Presenters (2)**

- AYAANA GOEL
- MADHU THIRWANI (Organizer)

**Attendees (27)**

- SHREYANSH ARORA
- JASKARAN SINGH ARO...
- AANYA NARAINI
- AASHNA BAINS
- AKSHRA BHAGAT

**IT WEEK ACTIVITY**

NAME OF THE STUDENT = AYAANA GOEL

HOUSE ADDRESS = AG - 151, SHALIMAR BAGH, DELHI-110088

CLASS AND SECTION = 7A

FROM MARCH 2020 TO MARCH 2021

MONTHS	MARCH	APRIL	MAY	JUNE	JULY	AUG	SEP	OCT	NOV	DEC	JAN	FEB	MARCH	MAX	MIN
ELECTRICITY BILL	2850	6790	11780	27330	14320	12050	9960	4302	3653	5507	6974	3909	4316	27330	2850
WATER BILL	1000	900	850	980	700	500	750	950	650	606	800	620	770	1000	500

AYAANA GOEL

# EXCEL and WORD

## Class VII

### Comparative study with the help of a graph

#### Income

For each month, enter your net income – that's after taxes and deductions.

Income	Jan	Feb	Mar	Apr	May
Salary	\$4,400.00	\$4,400.00	\$4,400.00	\$4,400.00	\$4,400.00
Bonus		\$3,000.00			
Investments					
Other					
Total	\$4,400.00	\$7,400.00	\$4,400.00	\$4,400.00	\$4,400.00

#### Expenses

Enter your monthly expenses for each category. Some will be the same each month,

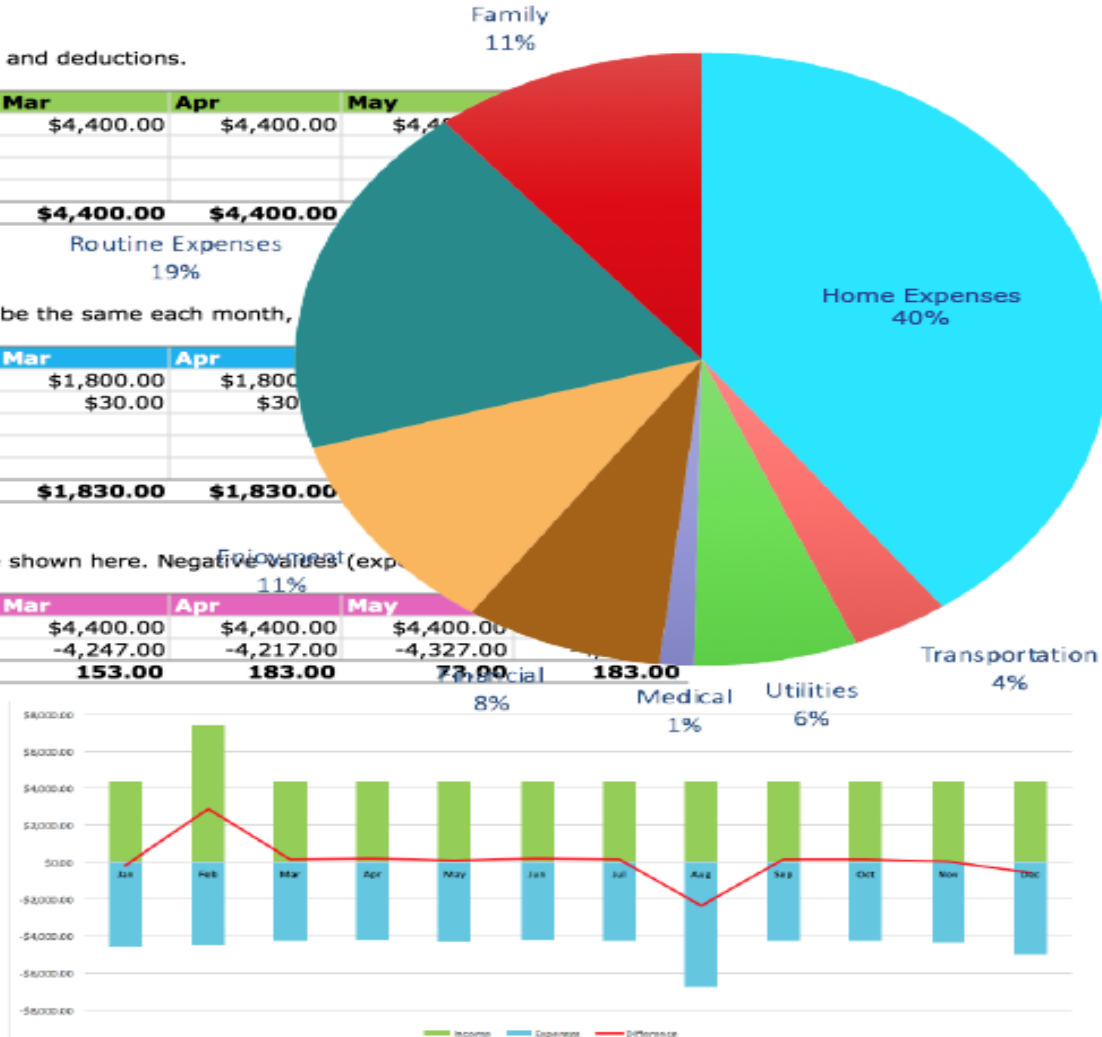
Home Expenses	Jan	Feb	Mar	Apr
Rent/Mortgage	\$1,800.00	\$1,800.00	\$1,800.00	\$1,800.00
Home Insurance	\$30.00	\$30.00	\$30.00	\$30.00
Maintenance				
Property Taxes				
Other				
Total	\$1,830.00	\$1,830.00	\$1,830.00	\$1,830.00

#### Totals & Summary

Monthly and yearly totals of your income and expenses are shown here. Negative values (expenses) are shown in red.

Totals	Jan	Feb	Mar	Apr	May
Income	\$4,400.00	\$7,400.00	\$4,400.00	\$4,400.00	\$4,400.00
Expenses	-4,597.00	-4,507.00	-4,247.00	-4,217.00	-4,327.00
Difference	-197.00	2,893.00	153.00	183.00	73.00

Category	Total	% of Income
Home Expenses	\$21,960.00	39.35%
Transportation	\$2,136.00	3.83%
Utilities	\$3,574.00	6.41%
Medical	\$750.00	1.34%
Financial	\$4,344.00	7.78%
Enjoyment	\$5,910.00	10.59%
Routine Expenses	\$10,320.00	18.49%
Family	\$6,000.00	10.75%
Total	\$54,994.00	98.56%





# Event- CLICK & CREATE

## Class VIII

7 A COMPUTER CLASS MONDAY 11:45 AM TO 12:30 PM

28:23 Request control

ACRBA BL... +21

**ELECTRICITY AND YOU**

Looking closely at the list, it is being observed that the maximum electricity has been used in the month of August 2020. We suggest you some ways how can you save electricity-

1. Turn off lights and fans turned on unnecessarily
2. Try to use one room if possible
3. Remove the charging plugs and switch off the plugs which are not in use.
4. During daylight, try not to switch on the lights and use the sun's light.

**Saving Energy**

WINA ENERGY

Type here to search

RUDRAKSHI GR... +25

**I can see god in nature**

**Save nature save nation**

AVLEEN KAUR

ANSH SEHGAL

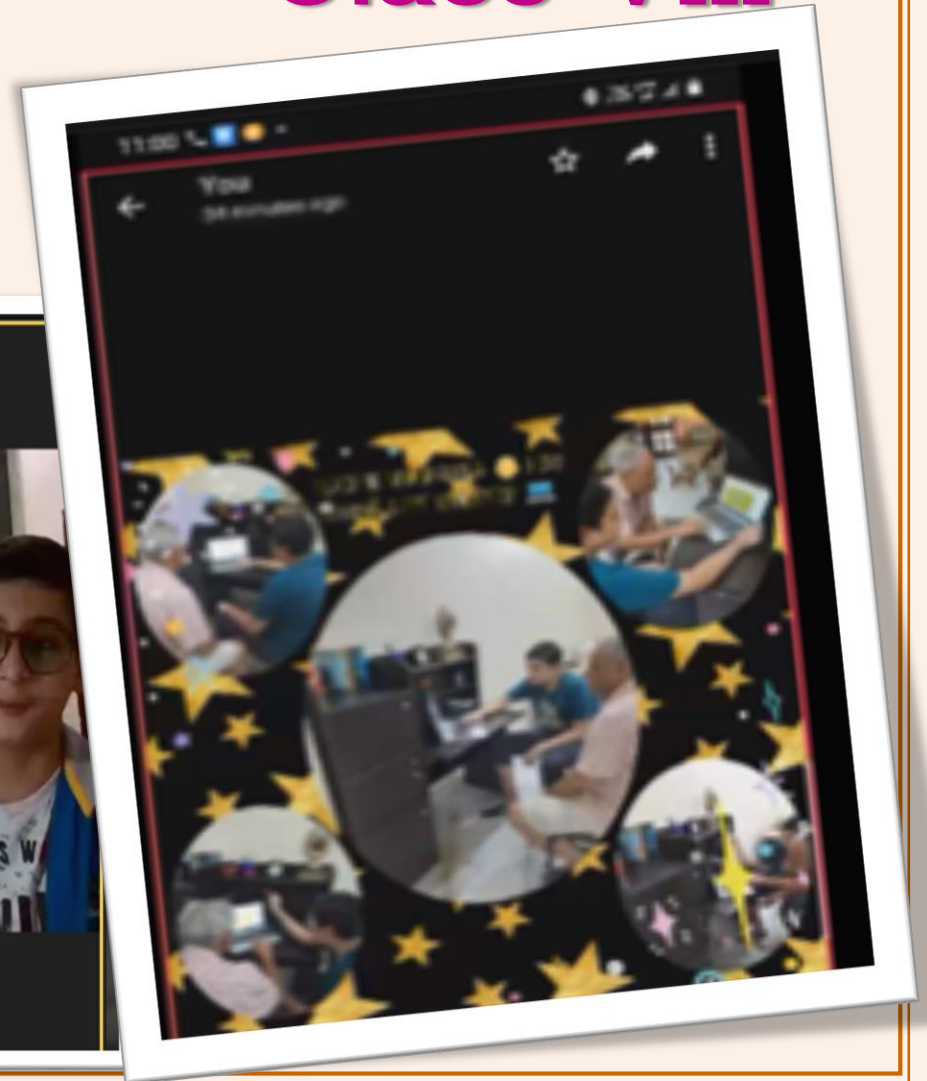
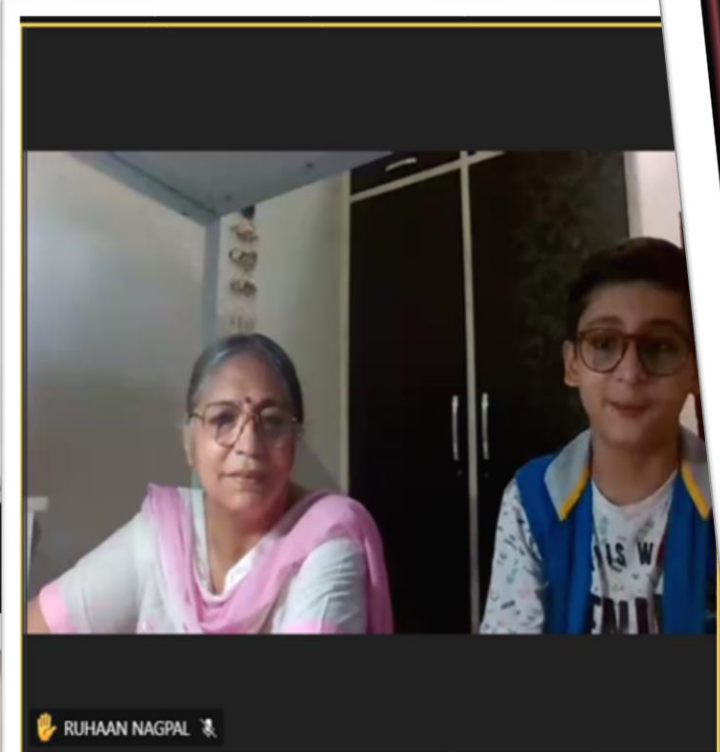
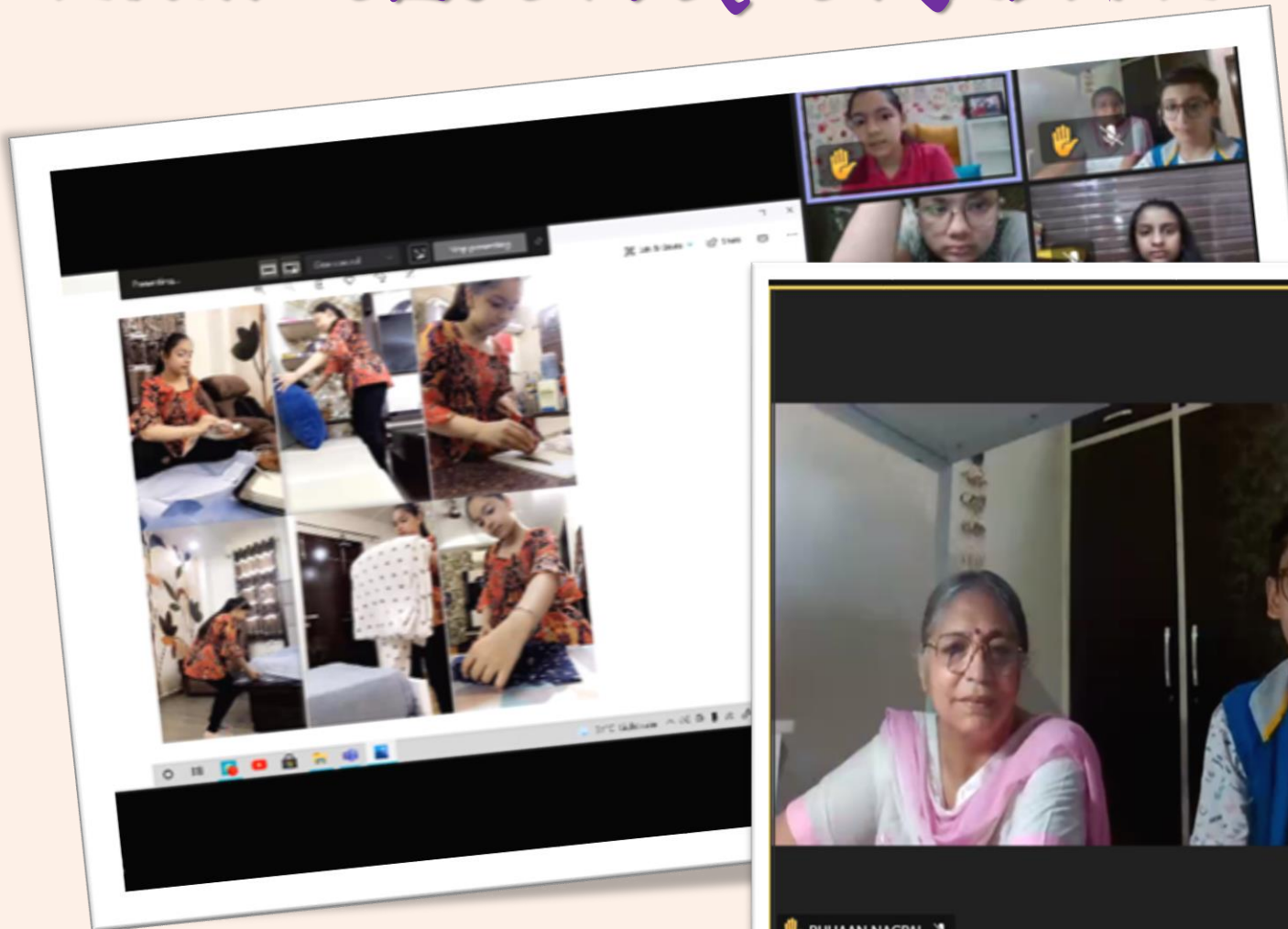
RUHAAN NAGPAL

AVLEEN KAUR

TAVLEEN KAUR

# Event- CLICK & CREATE

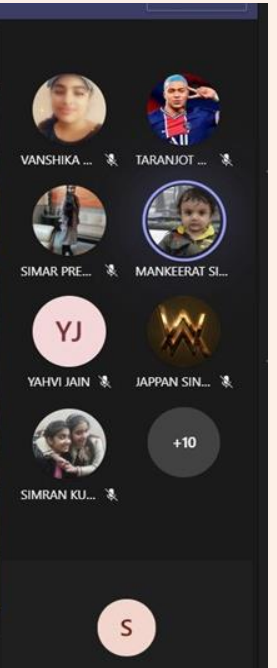
Class VIII





# E-CERTIFICATE DESIGNING

## Class IX



48:44

Request control



Leave

Mute (Ctrl+Shift+M)

## Participants



Invite someone or dial a number



Share invite

## Presenters (3)

Mute all

Shikha\_Chopra  
Organizer

JAPPAN SINGH



MANKEERAT SINGH BHATIA



## Attendees (15)



ARNAV VERMA



HARNOOR KAUR REKHI



MEENAL CHOPRA



MEHAK PREET KAUR



PARTH GUPTA



RAVLEEN KAUR VOHRA



MANKEERAT SINGH BHATIA

Type here to search



29°C Light rain

ENG

13:25

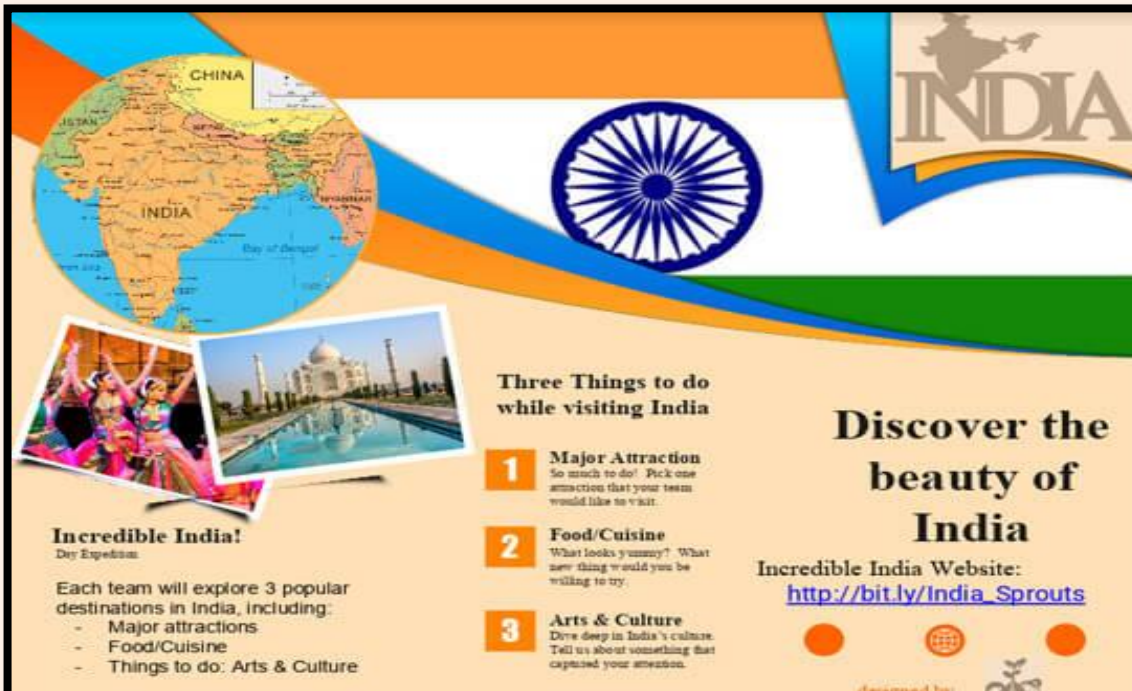
27-07-2021

16



# BROCHURE DESIGNING

Class X



**Discover the beauty of India**

**Three Things to do while visiting India**

- 1 Major Attraction**  
So much to do! Pick one attraction that your team would like to visit.
- 2 Food/Cuisine**  
What looks yummy? What new thing would you be willing to try.
- 3 Arts & Culture**  
Dive deep in India's culture. Tell us about something that captured your attention.

**Incredible India!**  
Day Expectation:

Each team will explore 3 popular destinations in India, including:

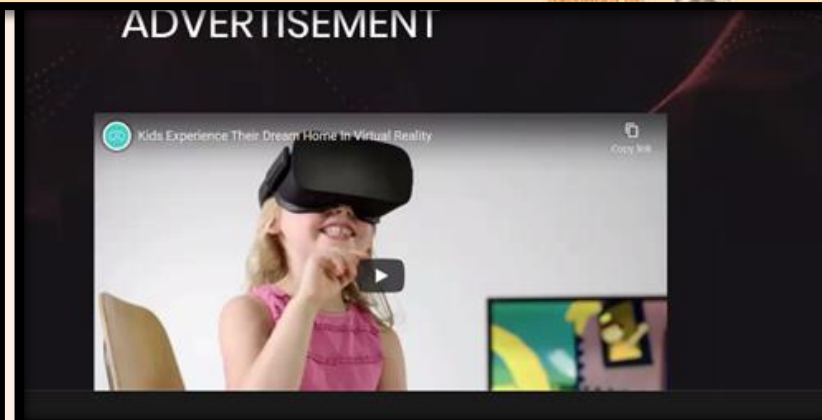
- Major attractions
- Food/Cuisine
- Things to do: Arts & Culture

**Incredible India Website:**  
[http://bit.ly/India\\_Sprouts](http://bit.ly/India_Sprouts)



**NATIONAL Pizza day**

**BRING THIS FLYER TO OUR STORE TO GET A FREE PIZZA**



**ADVERTISEMENT**

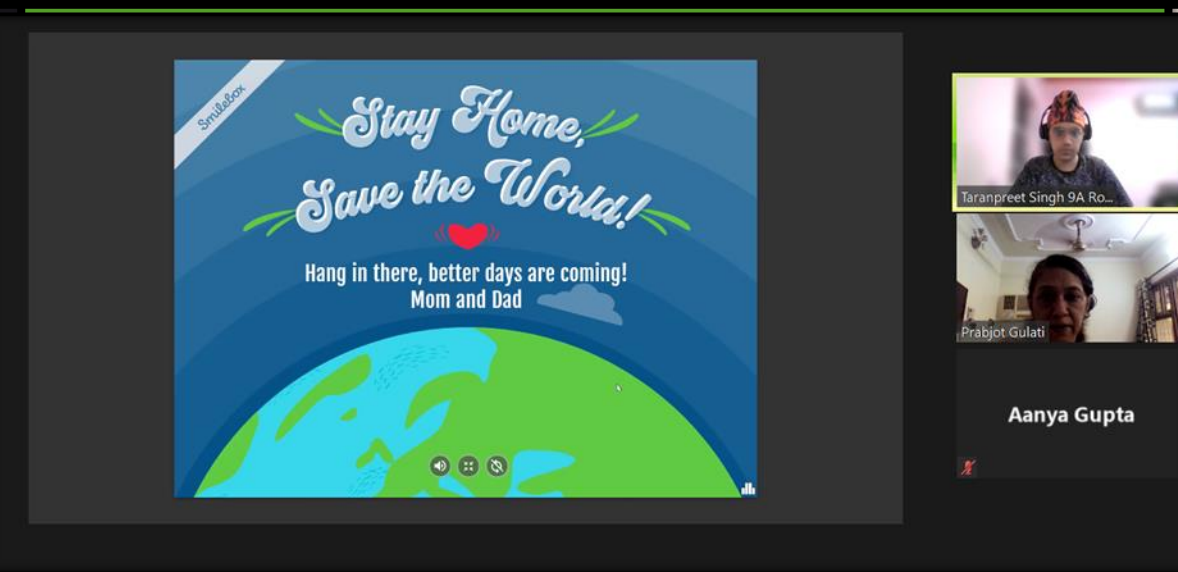
Kids Experience Their Dream Home in Virtual Reality



**EAT YOUR GREENS**

**BIO**

**ORGANIC FOOD**



**Stay Home, Save the World!**

Hang in there, better days are coming!  
Mom and Dad

**Aanya Gupta**