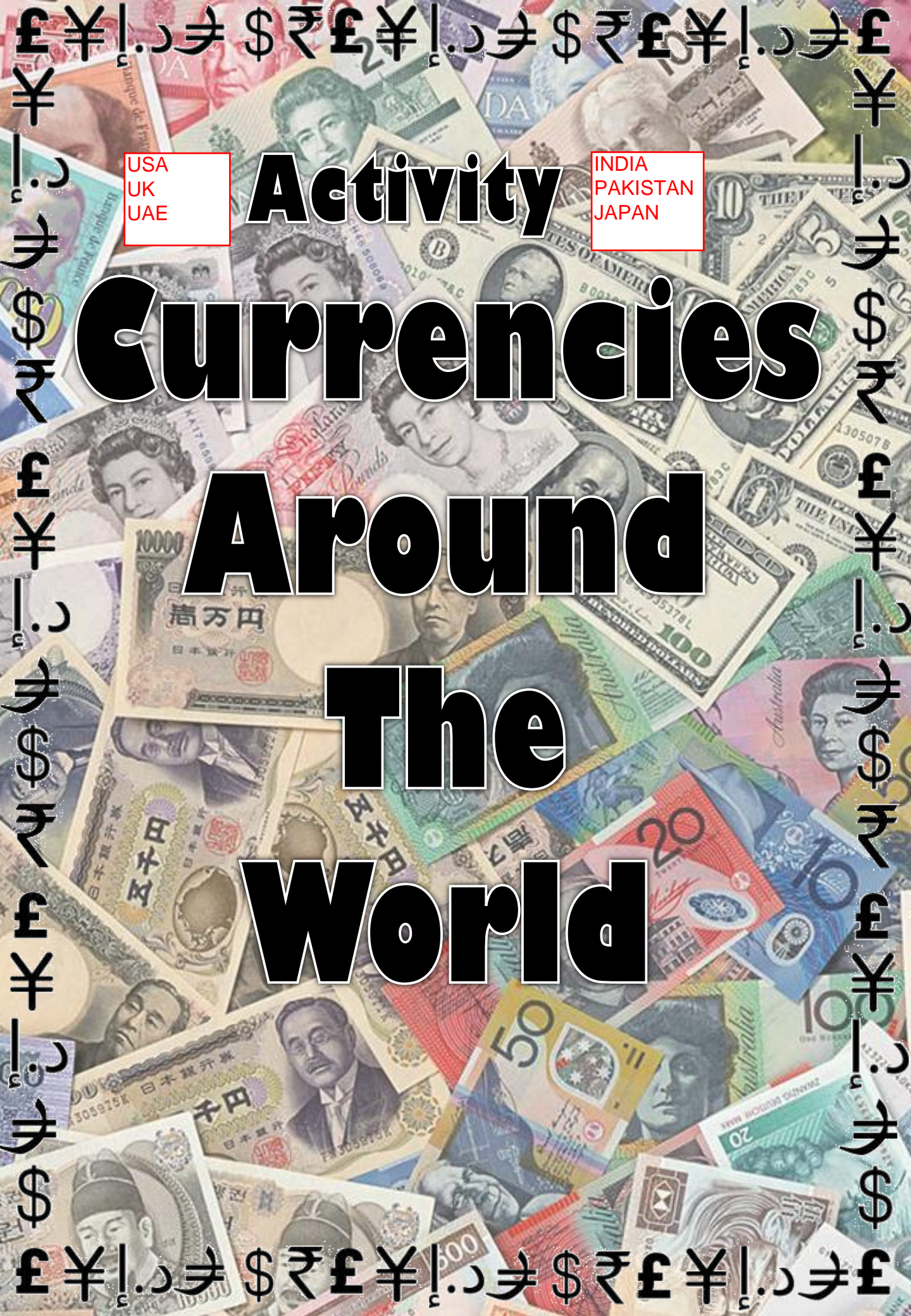


INTERNATIONAL SCHOOL AWARD



The British Council offers the International School Award (ISA) as an accreditation framework for schools to record and evaluate their international work and embed it into the curriculum and whole school ethos. **We are proud to mention that Jaspal Kaur Public School has won the prestigious International School Award (2013-16), (2016-19) and (2019-22) the third time in a row.** It is a great achievement for a school that strives to maintain a global outlook and international perspective as a part of its curriculum.

The whole concept of being a part of ISA has given our students critical thinking about global issues and thus they have become globally aware and responsible. It has opened a window to other countries and cultures, giving our teachers and pupils a new outlook on the world. It has prepared our students with skills for life and work in a global economy, opening their eyes to new opportunities and has created confidence in communicating with people from different backgrounds. It has given our school a fresh and attractive identity, and a new globally conscious ethos.



USA
UK
UAE

INDIA
PAKISTAN
JAPAN

Activity Currencies Around The World

Activity Planner

1. PPT
Making and
Presentation
8-12 April
2019

2. Chart
Making and
Classroom
Discussion
15 April 2019

3. Scrap Files
23 April 2019


4. Assembly
with Poem
recitation
29 April 2019

5. Market
scene with
Stalls
7 May 2019


6. Quiz
9 May 2019

**Currencies
around
the world**


1. PPT Making and Presentation



Young researchers collecting information from various sources to make Presentation on currencies of selected countries.



Taking down notes on currencies.



**Making
PPT under
teachers' guidance.**



CURRENCY OF UNITED STATES OF AMERICA



Slides on
“Currencies
of United
States of
America”

Introduction

- The United States dollar, also abbreviated US\$ and referred to as the dollar, U.S. dollar, or American dollar, is the official currency of the United States.
- It is divided into 100 smaller cent.



U.S.A Currency Symbol



U.S.A Currency Dollar Symbol

Interesting Fact

- A major percentage of the notes in USA are contaminated with bacteria. Some even consist of pathogens that are potentially dangerous.



Personalities on USA currency notes

- George Washington's portrait was used for the first time in the \$1 dollar note in 1869.
- After that the people whose portrait was used for the notes include Abraham Lincoln, the 16th president, Andrew Jackson, 7th president of the States.



U.S Currency Notes



U.S Currency Coins

PENNY	NICKEL	DIME	QUARTER	HALF DOLLAR
				
1 Cent	5 Cents	10 Cents	25 Cents	50 Cents

CURRENCY OF UNITED KINGDOM



Slides on
“Currencies of
United
Kingdom”

Introduction

- The pound sterling, commonly known as the pound and less commonly referred to as Sterling.
- It is the official currency of the United Kingdom.
- It is subdivided into 100 *pence*.



U.K Currency Symbol



U.K Pounds Symbol

History of Currency Notes

- The first sterling notes were issued by the Bank of England shortly after its foundation in 1694.
- Denominations were initially handwritten on the notes at the time of issue.
- From 1745, the notes were printed.

Personality on the Currency Note

- The front of the banknotes carries a portrait of the reigning monarch Queen Elizabeth II.



- The back of the notes also carry the images of famous British personalities from the past.

Who prints the Currency?

- In England, the Bank of England
- In Scotland the Royal Bank of Scotland, the Bank of Scotland, and the Clydesdale Bank issue the banknotes.



Specimen of British Money

British Money



CURRENCY OF INDIA



Slides on
“Currencies
of India”

History of Currency

- The first “Rupiya” was introduced by 1545, **Sultan Sher Shah Suri** by issuing a coin of silver.



On the Note

- Every rupee note bears 15 languages apart from Hindi and English.
- The value of the denomination is printed in languages like
 - ✓ Assamese,
 - ✓ Bengali,
 - ✓ Kashmiri,
 - ✓ Konkani,
 - ✓ Nepali, and
 - ✓ Sanskrit to name a few.



The First Bank Note

- The first banknote printed in independent India was a one rupee note.



Introduction

- The Indian rupee is the official currency of the Republic of India.
- The rupee is subdivided into 100 *paise*.

Indian Rupee

India's official currency
100 Paise = 1 Rupee

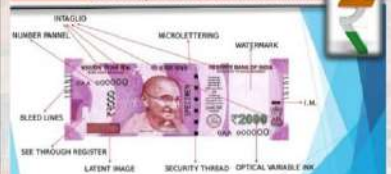
- The issuance of the currency is controlled by the **Reserve Bank of India** and it is responsible for design, production and management of currency notes in India.



- Whereas the responsibility of coinage rests with **Government of India**, RBI acts as an agent to distribute the coins.

Security Feature

Security feature of Indian Banknote



CURRENCY OF JAPAN



Slides on
“Currencies
of Japan”

JAPANESE CURRENCY



Currency Notes in Japan

- Concerning banknotes, the current series was issued in 2004 with 1,000, 2,000, 5,000 and 10,000 yen notes in circulation.



Japanese Currency Symbol



Japanese Yen Symbol

Coins in Japan

- Currently, there are 1, 5, 10, 50, 100 and 500 yen coins in circulation since 2009



Meaning of Yen

- The word “yen” means “circle” or “round object”.
- This currency was officially adopted by the Meiji government with the “New Currency Act” of 1871.



- The yen is the official currency of Japan. It is the third most traded currency in the foreign exchange market after the United States dollar and the euro.



CURRENCY OF UNITED ARAB EMIRATES



Slides on
“Currencies
of United
Arab
Emirates”

Introduction

- The United Arab Emirates dirham, also known as simply the Emirati dirham, is the currency of the United Arab Emirates.
- The dirham is subdivided into 100 fils.

U.A.E Currency Symbol

د.إ

U.A.E Dirham Symbol

On the Note

- The value and numbers on the coins are written in Eastern Arabic numerals
- The obverse texts are written in Arabic with numbers in Eastern Arabic numerals
- The reverse texts are in English with numbers in Arabic numerals.



Currency Notes



Currency Coins



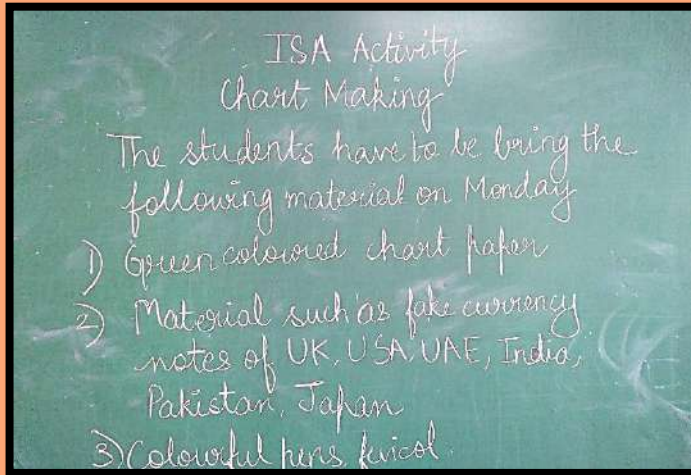


**Teachers
showing PPT
to the
students in
respective
classrooms**



**Students
learning
various
aspects
related to
currencies
of different
countries**

2. Chart Making and Discussion



Diary Note
given to
the
students
regarding
the Chart
making
Activity



Students
writing the
Diary note

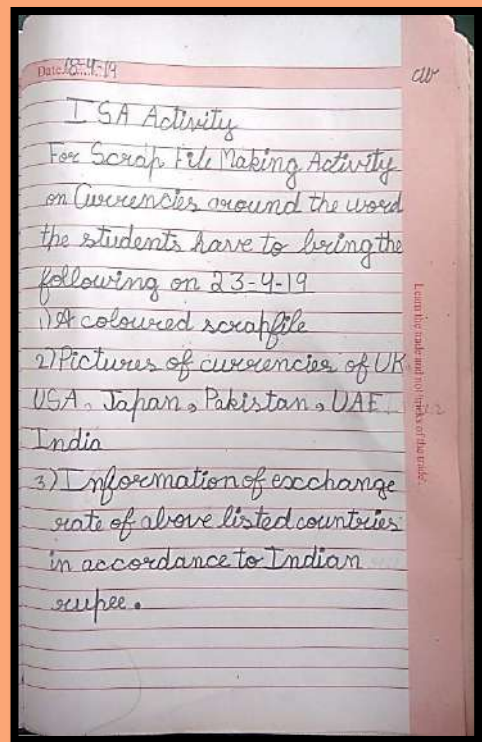
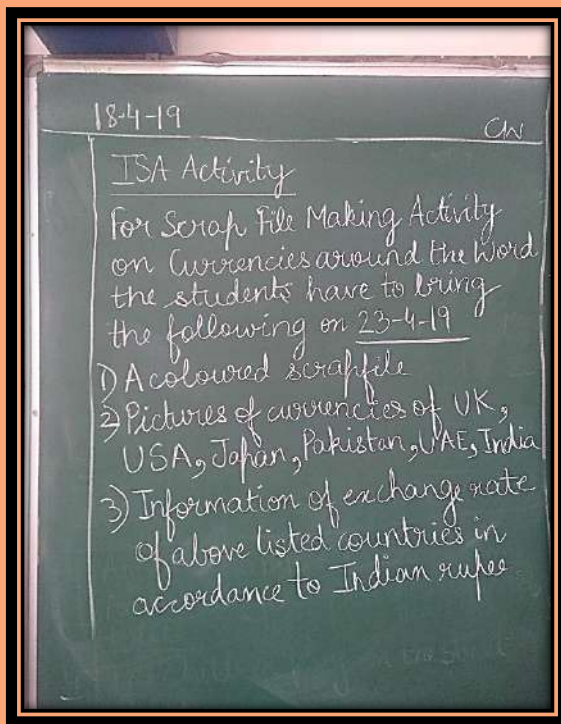





Student
volunteers from each group
explaining various facts about
currencies

3. Scrap File Making



Diary Note given to the students regarding Scrap File Activity



Students writing the Diary Note



Scrap Files prepared by the students



COUNTRIES	EXCHANGE RATE
1. U.S.A (Dollar)	Rs. 67.04
2. U.K. (Pound)	Rs. 89.61
3. U.A.E (Dirham)	Rs. 18.25
4. JAPANESE (Yen)	Rs. 0.61
5. PAKISTANI (Rupees)	Rs. 0.58



COUNTRIES	EXCHANGE RATE
1. U.S.A (Dollar)	Rs. 68.90
2. U.K. (Pound)	Rs. 91.50
3. U.A.E (Dirham)	Rs. 18.53
4. JAPANESE (Yen)	Rs. 0.61
5. PAKISTANI (Rupee)	Rs. 0.58

4. Special Assembly and Poem Recitation



Getting ready for the Special Assembly



Informative
assembly on
the
currencies
of the
selected
countries

Market Stalls



United Arab Emirates



United Kingdom



India



Identifying
the
currencies
of the
selected
countries





Visitors
keenly
interacting
with the
student
volunteers at
each stall.



Teacher's Report

Benjamin Franklin rightly said, "Tell me and I forget, teach me and I may remember, involve me and I learn."

Keeping the above quote in mind, ISA Activities were planned for Class II, III and IV around the Topic "Currencies around the World". The ISA project infused a thrill and excitement into the classroom teaching. Students collected information on "Evolution of Currency" and on currencies of the selected countries i.e. India, Pakistan, United Kingdom, United Arab Emirates, United States of America, and Japan. This activity was followed by the presentation of PPTs prepared by the students in guidance of the teachers. The activities such as Scrap file making and Chart presentation encouraged students to go beyond boundaries and explore new resources around them. It also became a platform for peer learning. The Market Stalls which were set up for the selected country by the students themselves enabled them to acquire not only the theoretical knowledge but also a practical approach towards life. The gamut of interdisciplinary activities shared amongst the students and the teachers added a global perspective not only to those activities but attitudes were transformed for life. ISA turned out to be a celebration of life and knowledge, a celebration which touched and transformed everyone and enriching the Teaching-Learning process. The ISA experience imparted a critical and analytical approach towards self-evaluation which could be seen by the students' response in Quiz. In conclusion, the ISA has proved to be a journey of discovering ourselves, over reaching our capabilities and setting newer benchmarks.

The students were able to obtain knowledge about "Evolution of Currency". They were able to identify the currencies of the selected countries and use them in market settings. The students were encouraged to appreciate the importance of money and use it wisely.

ISA essentially is based on the lines of curriculum-based international work, which in true sense, helps throughout the world in adopting the best practices which in turn helps in enriching education and, at the same time, preparing students to work in a global society

- Shubhi Popli and
Manu Sharma

REDISCOVERING EGYPTIAN & INDIAN DYNASTIES A JOURNEY BEYOND BOOKS



REDISCOVERING INDIAN AND EGYPTIAN
DYNASTIES- A JOURNEY BEYOND BOOKS

Activity Planner



1. Brief about ISA Activity

April 5 (Thursday)

Venue : Auditorium

2. Duty/Role Assignments

April 12 (Thursday)

Venue : Respective Classrooms(Section Wise)

3. Data Collection & Study

July 2-12th

Venue : Library, Computer lab & Classrooms

4 Scrap File Making

July 12-27th

Venue : Respective Classrooms (Section Wise H A-D)/ Uploaded On School Website

5. Artefacts/Models/Movie Making & PPTs

July 4th-28th

Venue : Classrooms/Artroom/Computer Labs

6. Notices

July 4th & 10th, August 1 & 18th

Venue : Classrooms/Notice Boards



7. Role Play (Audition and Script Writing)

July 3 (Tuesday)

Venue : Auditorium/Classrooms

8. Practice/ Rehearsal Sessions

July 10-30th

Venue : Auditorium/Assembly Hall/Classrooms

9. Stage Rehearsals

August 3-23rd

Venue : Auditorium/Classrooms

10. Board Making/Invitation for Chief Guest & Parents

August 16th-18th

August 21st

Venue : Art Room/Auditorium

11. Final Day Show

August 24th (Friday)

Venue : Auditorium

12. Comparative Report




August 27th

Venue : Computer Lab

Briefing Session about Indian & Egyptian History in the Auditorium



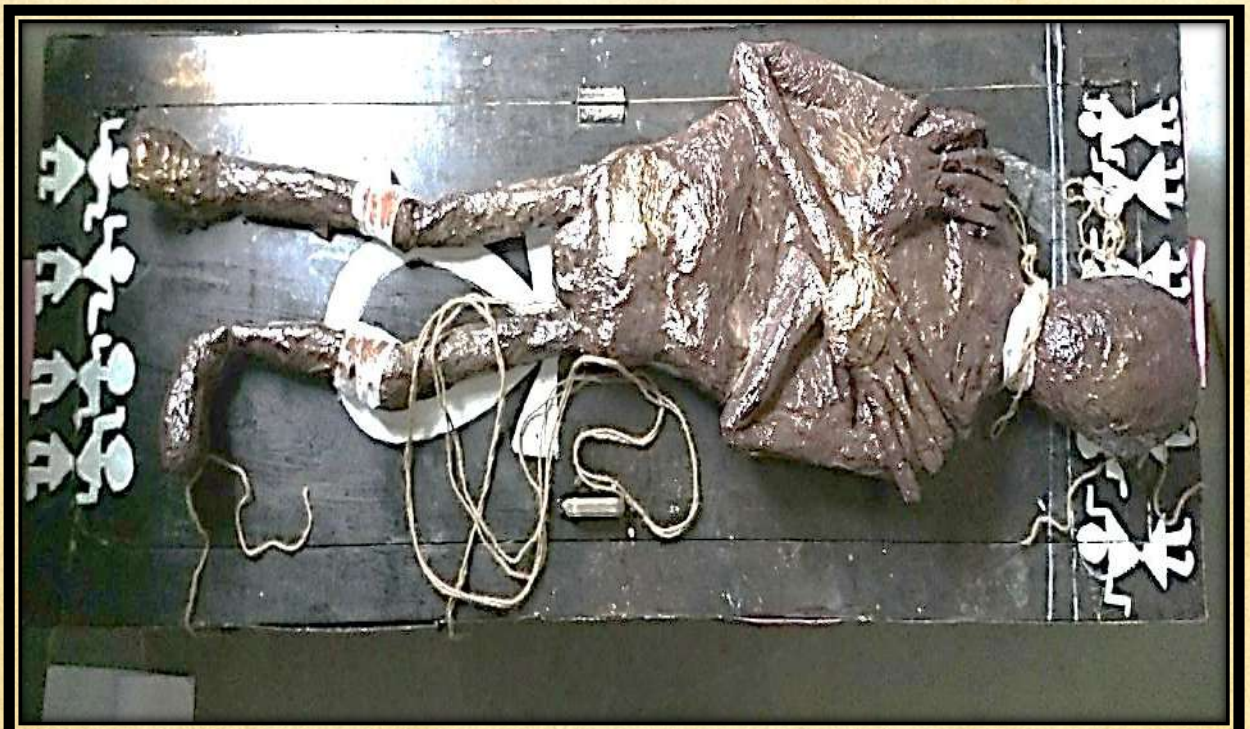
Artifacts of Tut's and Akbar's reign prepared by students using clay



**STUDENTS USING NEWSPAPERS AND TISSUE PAPERS
TO PREPARE REPLICA OF MUMMY AND FUNERARY
TREASURES FOUND IN KING TUT'S TOMB**



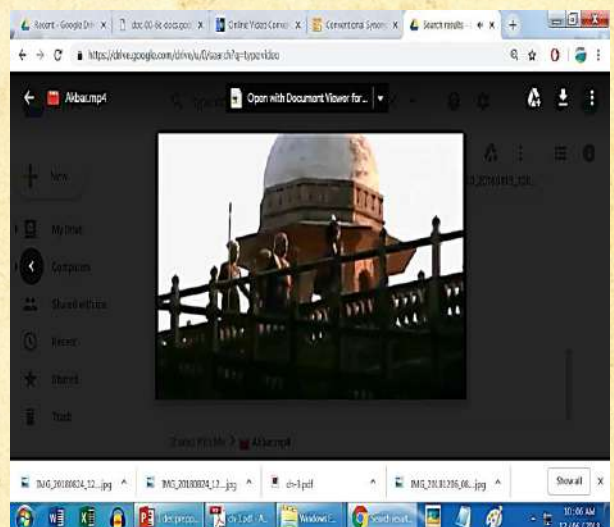
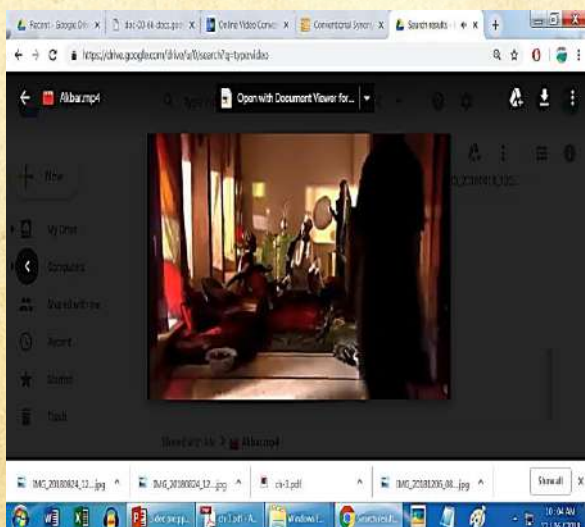
THE MUMMY READY FOR THE DISPLAY



Documentary Movie Making



Screenshots of the Movies



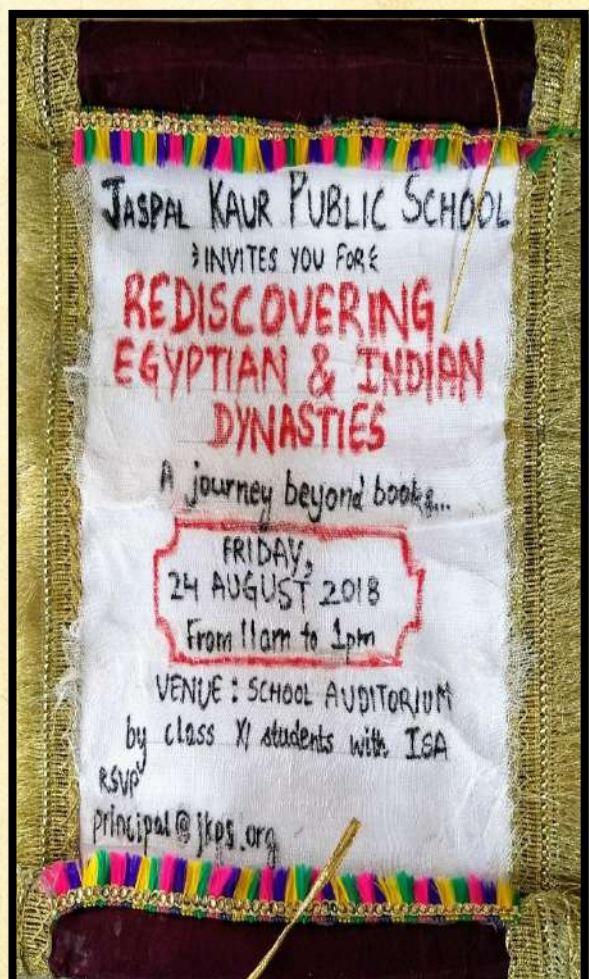

AUDITIONS FOR THE ROLE PLAYS



**Meticulously practicing for
auditions**



Various Invitations For The Vice Chairperson, Guests And Visitors



INVITATION GIVEN TO CHAIRMAN SIR



ISA TEAM INVITING SCHOOL VICE CHAIRPERSON



War scene in Akbar's play



Young Akbar in front of his Real Fort in the background

PROMOTING A MULTI DIMENSIONAL AND INTERDISPLINARY ACADEMIC APPROACH BEYOND TEXT THROUGH ROLE PLAY



QUEEN OF KING AKHENATEN



KING AKHENATEN



THEATRE SKILLS BEING ENHANCED WHILE THE ROLE PLAY CONTINUES



CHIEF GUEST AND THE PARENTS ENJOYING THEIR MOMENTS OF THE DAY



CHIEF GUEST ADDRESSING THE GATHERING AFTER THE SHOW



VISITORS' FEEDBACK FORMS

BRITISH COUNCIL 70 YEARS IN INDIA

VISITOR EVALUATION OF INTERNATIONAL ACTIVITY

Name: Dr. Renuka Kanak
 Title of activity: Rediscovering Egyptian & Indian Dynasties: A journey beyond time Date: 24 Aug 2018

Please comment on the impact this activity has had on the students involved:

The students seemed to be very enthusiastic and excited. They seemed to have learnt a number of facts beyond the knowledge given in their books. Their leadership and coordination skills also were enhanced.

Please comment on the impact this activity has had on yourself:

It was a great learning experience. It made me relive history with a fresh perspective.

Any other comments?

It is great for the school to conduct such activities for the betterment of the students. Kudos to teachers & students.

Thank you for your time and comments.

BRITISH COUNCIL 70 YEARS IN INDIA

VISITOR EVALUATION OF INTERNATIONAL ACTIVITY

Name: Ramkale Kapoor (Pur Pray)
 Title of activity: Rediscovering Egyptian and Indian Dynasties Date: 21 Aug 18

Please comment on the impact this activity has had on the students involved:

Frankly speaking this activity has left me speechless! Unimaginably done and presented. It was an amazing experience to see the exhibition by the students. I never thought this was possible in my school.

Please comment on the impact this activity has had on yourself:

As a visitor the 1st and foremost important thing for us all and enjoy the dialogues by the role players especially the intense scene in which was so professionally done!! Congrats everyone involved!!

Any other comments?

I would like to suggest to involve the site visits if possible to capture more realistic and educational trip to any such place nearby. Appreciate the activity teacher as well!!

Thank you for your time and comments.

BRITISH COUNCIL 70 YEARS IN INDIA

VISITOR EVALUATION OF INTERNATIONAL ACTIVITY

Name: Mrs. ANANDEEP KAOR
 Title of activity: Rediscovering Egyptian & Indian Dynasties Date: 24-08-18

Please comment on the impact this activity has had on the students involved:

A fantastic performance by all the students. Under perfect guidance of our monitor, each student involved in tremendous great vocabulary & acting skills, could also well relate the traditions & culture of Indian & Egypt pretty well. From the exhibition & dialogue, they had a lot to tell & were self explanatory.

Please comment on the impact this activity has had on yourself:

It makes a difference to see an epic play & visualize impact learning better. It was great to know the life history of Egyptian king Tut & then compare with Indian civilization. The amazing sound impacts created an evocative impact.

Any other comments?

Such type of activities should be encouraged in the future for holistic development of students involving 100% participation & involving confidence building.

Thank you for your time and comments.

BRITISH COUNCIL 70 YEARS IN INDIA

VISITOR EVALUATION OF INTERNATIONAL ACTIVITY

Name: Sika Pandya
 Title of activity: Rediscovering Egyptian and Indian Dynasties Date: 24.08.18

Please comment on the impact this activity has had on the students involved:

The activity was quite informative. The students who were involved had attained confidence, gained knowledge about the Egyptian history. This activity has enhanced the mental and physical skills of children.


Please comment on the impact this activity has had on yourself:

It was really well planned. Every one was well bonded with the performance. Children have really gained knowledge about the Egyptian history. It was really appreciative.

Any other comments?

Well planned, highly appreciative.

Thank you for your time and comments.



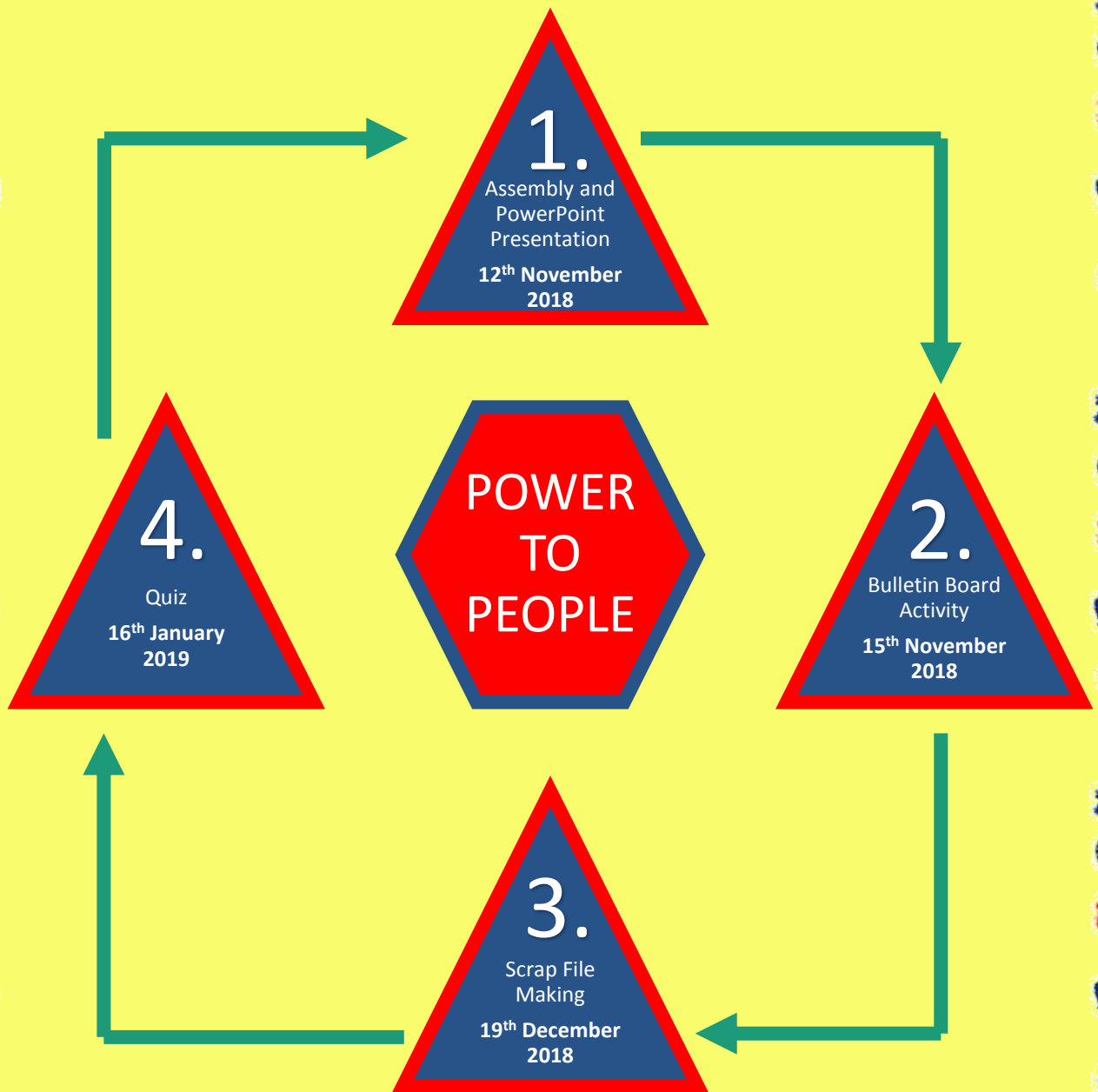
**A
LEADER
TURNS
A
VISION
INTO
REALITY
NOT
FOR
TOMORROW
BUT
FOR
A
GENERATION**

USA, UK, INDIA, CANADA AND
AUSTRALIA

POWER TO PEOPLE



ACTIVITY PLANNER



ACTIVITY BOARD AND PLACARDS READY TO BE PRESENTED



Proud students showcasing their work



ASSEMBLY PRESENTATION



Students analyzing and comparing the differences between the democratic systems of various democratic countries



STUDENTS BEING APPRECIATED BY PRINCIPAL SIR AND HEADMISTRESS MA'AM



Students of Classes VIII,IX,X
and XI learning and gaining
information about the
various political structures
of different democracies



Bulletin Board Display

INTRODUCTION TO THE ACTIVITY

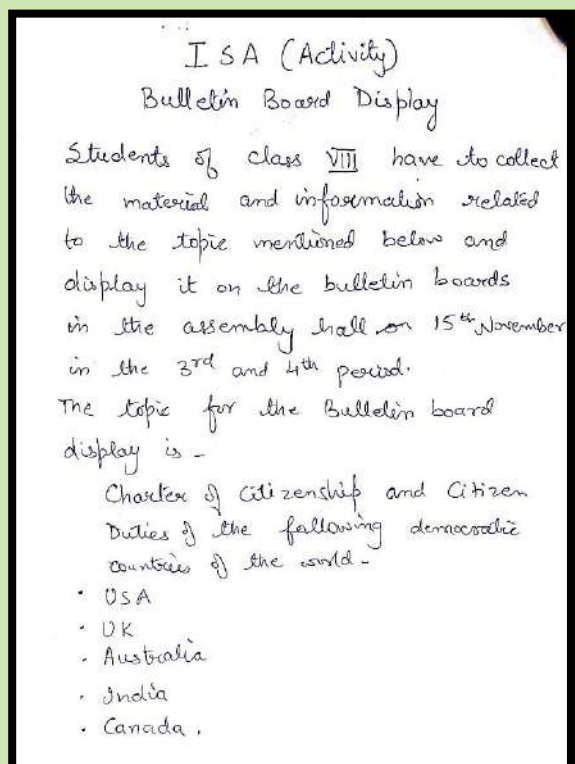
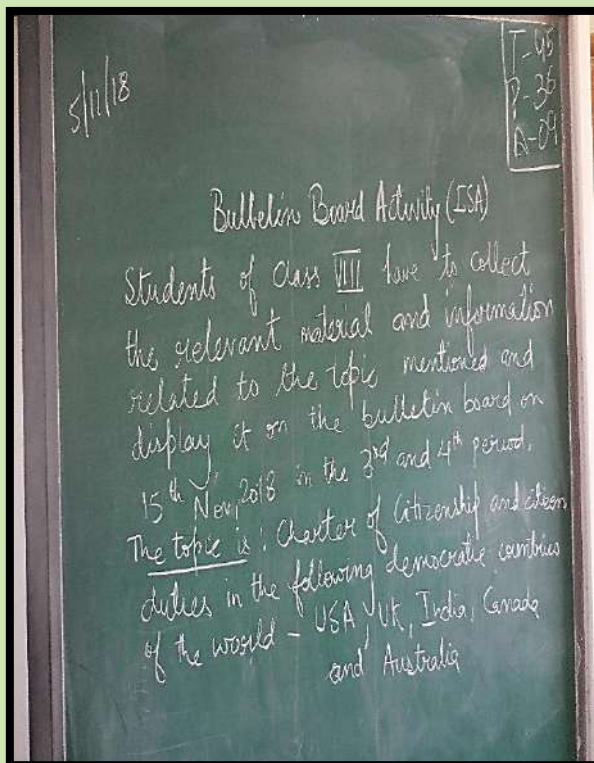


Teachers explaining the topic for the activity to the students in the classroom



Students taking down notes

STUDENTS WRITING THE DIARY NOTE



COLLECTING INFORMATION ON CHARTER OF CITIZENSHIP AND CITIZEN DUTIES OF DEMOCRATIC COUNTRIES



Students watching different
videos on the topic



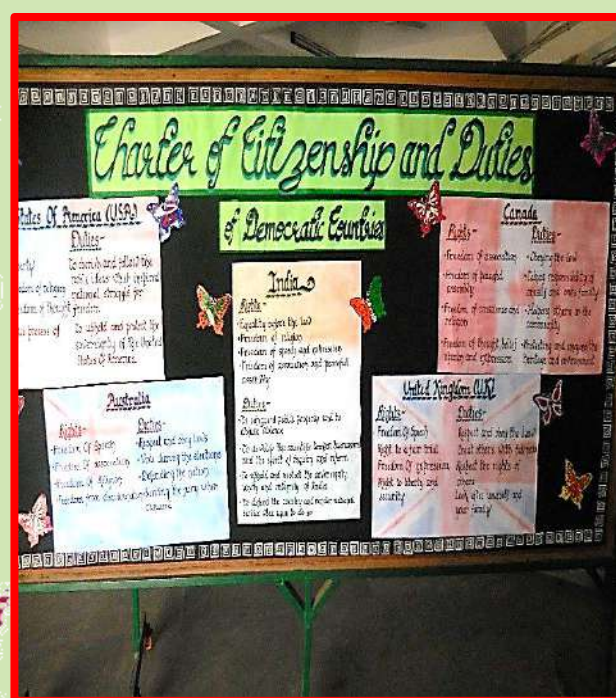
ROUGH DRAFTS OF COMPARATIVE STUDY UNDER PREPARATION



PREPARATION OF THE CHARTS, POSTERS AND WRITEUPS TO BE DISPLAYED ON THE BULLETIN BOARDS



BULLETIN BOARDS READY TO BE DISPLAYED IN THE ASSEMBLY HALL



BOARD MADE BY CLASS VIII B WAS DECLARED AS THE BEST BULLETIN BOARD 😊



QUIZ TIME

Quiz Preparation



The Setting up of Projector and the Green Board for the quiz



A decorative border surrounds the page, featuring a repeating pattern of national flags (USA, Australia, India, UK, Canada) and small icons of people in various poses.

Teacher's Report

**“Give the students something to do,
not something to learn.”**

-John Dewey

Power to Student... Power to People. Keeping in mind the above objective, students were empowered under ISA activity number 6. Various activities were designed like Scrap files, PowerPoint Presentation, Quiz and Bulletin Board Display for the students of classes VIII and IX. Children enthusiastically researched and collected the data on the topic through internet & books. They meticulously prepared the project files, charts related to Electoral System, collected information about different types of Democratic Systems of different Democratic Countries like US, UK, India, Australia and Canada for doing these activities.

These activities blossomed a lot of interest amongst the children. They loved to paste things with their own hands in the scrap files.

These activities gave children an opportunity to dive deep into a journey of fun filled learning, investigating, exploring and understanding the working of different democratic systems in the world. It inculcated in them a sense of responsibility as a citizen of a democratic country.

Mrs. Sonia Verma

SRI LANKA, INDIA, USA, AFRICA

SOULFUL FIESTA



ESALA PERAHERA
SRI LANKA



DUSSEHRA
INDIA



HALLOWEEN
USA



BURKINA FASO FESTIMA
AFRICA



DIWALI
INDIA



ACTIVITY PLANNER

VISUAL ENRICHMENT THROUGH PPT:

STUDENTS WILL BE SHOWN
A PRESENTATION ON
FESTIVALS OF COUNTRIES
UNDER STUDY.

1 NOVEMBER 2018

DECOR:

THE CHILDREN WILL MAKE
DECORATIVE ITEMS FOR
EACH FESTIVAL AND FEEL
PROUD TO EXHIBIT THEIR
WORK.

2 NOVEMBER 2018

SPECIAL ASSEMBLIES

Little champs in the role will
show their expertise through
morning assemblies on the
festivals. **5&23 NOVEMBER 2018,
15 FEBRUARY 2019**

SKITS ON FESTIVALS

With a blend of learning and
performance, skits will help the
students to achieve confidence and
acquaintance to the festivals of
different countries.

**2 NOVEMBER 2018, 15 FEBRUARY 2019,
2 MARCH 2019**


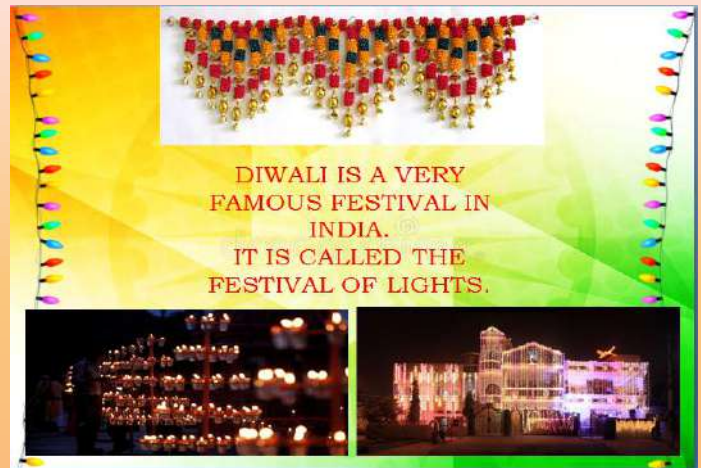
LEARNING THROUGH QUIZ:

QUIZ WILL BE
CONDUCTED IN FOUR
ROUNDS. FOUR TEAMS
WITH FOUR STUDENTS
WILL BE SELECTED FOR
THE QUIZ.
28 DECEMBER 2018





PPT ON FESTIVALS OF INDIA DIWALI





PPT SLIDES OF USA FESTIVAL- HALLOWEEN

HALLOWEEN

It is celebrated
on 31st October
in USA.



We decorate our houses with
spiders, witches, ghosts and
pumpkins.



Everyone puts a jack-o-lantern outside
of their house on Halloween



We dress up in costumes on
Halloween. You can be
whatever you want!



You can be funny, scary
or famous



On Halloween we eat candy
corn, caramel apples and lots
of candy



PPT SLIDES OF AFRICAN FESTIVAL- BURKINA FASO FESTIMA

The two key elements of Burkina Faso are its indigenous masks and dancing



**BURKINO
FASO**

It is an
African
festival



BURKINA FASO



TRADITIONAL MUSIC IS PLAYED ON DRUMS



The cultural dance is known as FESTIMA



IT IS CELEBRATED TO IMPRESS THE RAIN GOD





TEACHERS SHOWING THE PPTs TO THE CHILDREN IN THEIR RESPECTIVE CLASSROOMS





BEAUTIFUL BOARDS
READY TO BE EXHIBITED



STUDENTS OF PRE-SCHOOL, PRE- PRIMARY AND CLASS 1 EAGERLY WAITING FOR THE GUESTS





PARENTS GOING AROUND THE NURSERY QUADRANGLE TO VIEW THE COLORFUL EXHIBITION



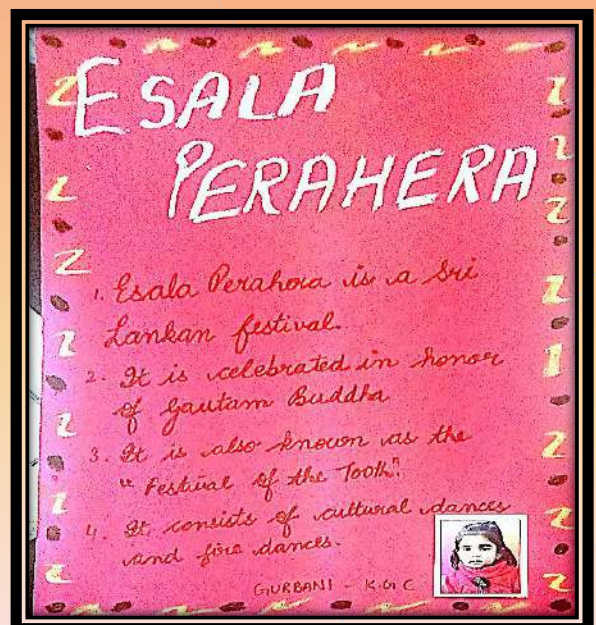
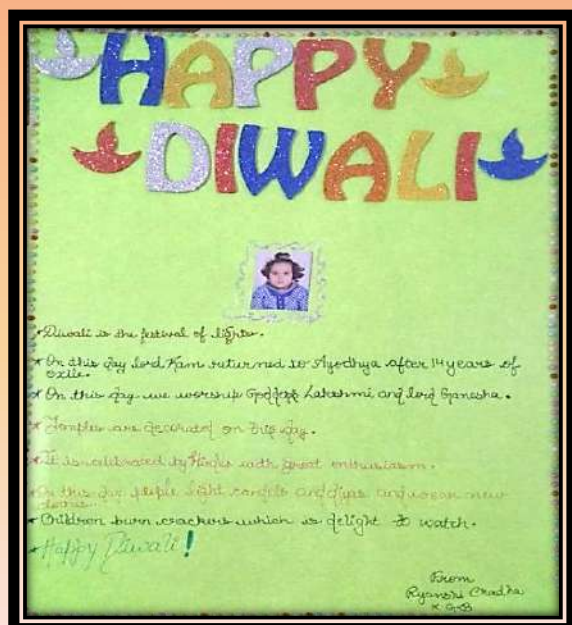
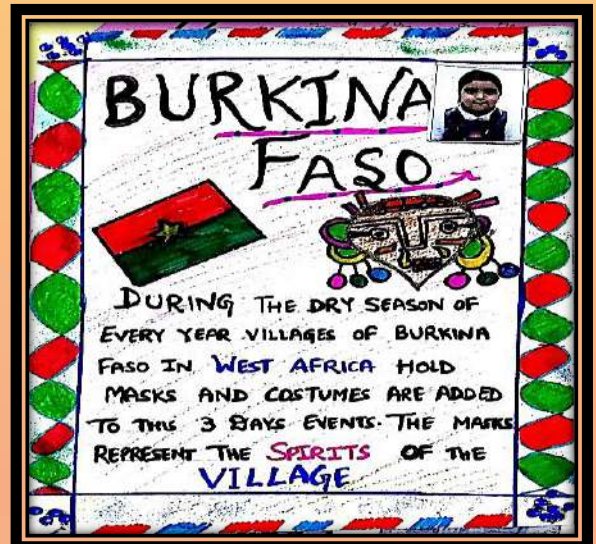
STUDENTS AND TEACHERS OF DIFFERENT CLASSES VISITING THE EXHIBITION



GETTING READY FOR THE ASSEMBLIES



**LINES
SPOKEN BY
DIFFERENT
KIDS**



PERFORMANCE BY THE STUDENTS DURING THE SPECIAL ASSEMBLIES



HALLOWEEN IN ASSEMBLY HALL



DUSSEHRA IN ASSEMBLY HALL



**BURKINA FASO FESTIMA
IN ASSEMBLY HALL**



**DIWALI IN THE NURSERY
QUADRANGLE**



**ESALA PERAHERA IN THE
NURSERY QUADRANGLE**

CHILDREN GETTING DRESSED FOR THE FINAL SHOW



BURKINA FASO FESTIMA



DIWALI - DUSSEHRA



HALLOWEEN



**ESALA
PERAHERA**

CHILDREN PERFORMING ENTHUSIASTICALLY ON THE STAGE IN THE SCHOOL AUDITORIUM



**DUSSEHRA - DIWALI
INDIA**



**ESALA PERAHERA
SRILANKA**



**BURKINA
FASO FESTIMA**



HALLOWEEN

THE AUDIENCE



THE GUESTS

TEACHER'S REPORT

THE GREATNESS OF A CULTURE CAN BE FOUND IN ITS FESTIVALS

Keeping the above spirit in mind, the school authorities gave me an opportunity to head the project titled 'SOULFUL FIESTA', under the aegis of ISA conducted by British Council.

An extensive research work, IT work and art work went off in the background to make the tiny tots aware of the festivals of different countries. The teachers of pre-school, pre-primary and class 1 put their heads together to bring out the information for the students in the most colorful and interesting way.

The power point presentation gave a beautiful introduction to the topic and made the children well acquainted with each festival. The assemblies and skits showcasing the talents of little ones, brought forth a lot of information not only for us but also for the parents. This made the children more confident in the art of public speaking. The exhibition and quiz were informative and taught the children the uniqueness of each festival which catered to the common goal that is happiness and togetherness in celebrating the festivals.

Over all the project was an enriching experience for the tiny tots where they participated enthusiastically and were sensitized towards other cultures.

"PEACE ON EARTH WILL COME TO STAY, WHEN WE CELEBRATE FESTIVALS EVERYDAY. "

Mrs. Pallavi Jiandani